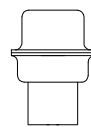
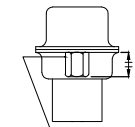
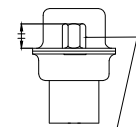


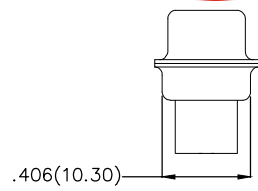
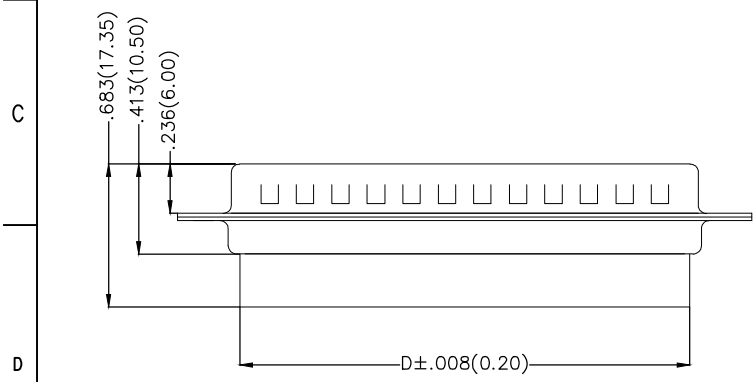

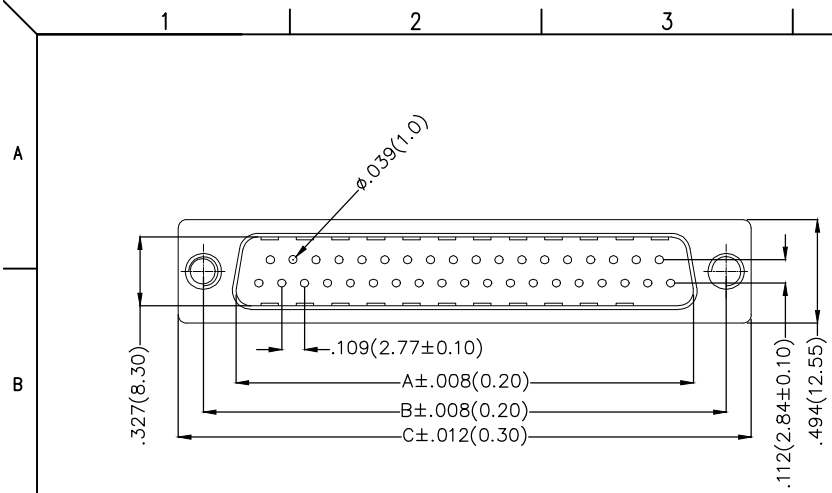
REV	LOCATIONS	DESCRIPTION	DATE	REVISER	APPD

SPECIFICATIONS

Housing: PBT UL 94V-0
 Shell: SPCC/Nickel Plated .
 Temperature Range-Operating: -25°C~+105°C

Products Categories: A.B.C

Part No.: FDBXX08-MOTS000XXKA	Part No.: FDBXX08-MOTS000XXKB	Part No.: FDBXX08-MOTS000XXKC
		
A Type	B Type BACK NUT H=0.157in(4.0mm)	C Type FORMER NUT H=0.157in(4.0mm)





Circuits (n)	Part No.	Dimensions(in/mm)			
		A	B	C	D
09	FDB0908-MOTS000XXKX	0.666(16.92)	.984(24.99)	1.216(30.80)	.620(15.75)
15	FDB1508-MOTS000XXKX	0.994(25.25)	1.311(33.30)	1.541(39.15)	.949(24.10)
25	FDB2508-MOTS000XXKX	1.534(38.96)	1.852(47.04)	2.089(53.04)	1.496(37.99)
37	FDB3708-MOTS000XXKX	2.182(55.42)	2.502(63.55)	2.729(69.32)	2.137(54.27)

Ordering Information

FDB XX 08 - M O T S 0 00 XX K X
 1 2 3 4 5 6 7 8 9 10 11

1 Category FDB- D-SUB	2 Circuits 9,15,25,37	3 Distinction No. 08	4 Type M0-Male	5 Assembly Layout T-Terminal Type	6 Entry Angle S-180° Vertical
7 Plating 0	8 Thickness of Plating 00	9 Color-Resin K6-Black U1-Blue	10 Packaging K-Tray	11 Products Categories A-A Type B-B Type C-C Type	



 THIRD ANGLE PROJECTION DESIGN UNITS Inch (metric) SCALE 5:1 SIZE A4	GENERAL TOLERANCES (UNLESS SPECIFIED)		APPROVE BY FRANK	DATE 28/JUN/13	PART NO. FDBXX08-MOTS000XXKX	ITEM NO. FDBXX08-MO	 3K-KAMING® REV 0 SHEET NO. 1/1
	X.±.012(0.30)	X'±5'	CHECKED BY JACOB	DATE 28/JUN/13	TITLE D-SUB MALE TERMINAL TYPE CONN		
	X.XX±.008(0.20)	.X'±2'	DRAWN BY CHERRY	DATE 28/JUN/13	THIS DRAWING CONTAINS INFORMATION THAT IS PROPRIETARY TO DONG GUAN LANG LUN(3K-KAMING) ELECTRONIC PRODUCTS CO., LTD. AND SHOULD NOT BE USED WITHOUT WRITTEN PERMISSION		
	X.XX±.006(0.15)	.XX'±1'					