

REV	LOCATIONS	DESCRIPTION	DATE	REVISER	APPD

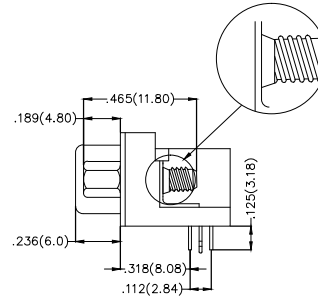
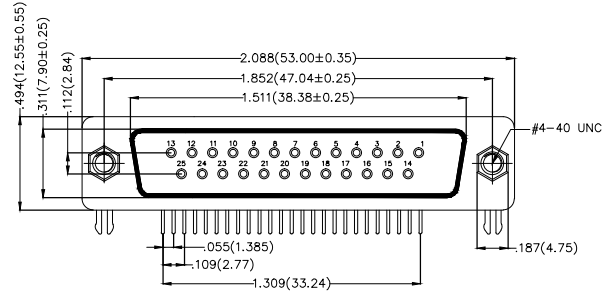
SPECIFICATIONS

Electrical

Current Rating: 3A AC(rms)/DC
Voltage Rating: 250V AC(rms)/DC
Contact Resistance: 25 mΩ Max
Insulation Resistance: 1000 MΩ Min
Withstanding Voltage: 500V AC r.m.s
Temperature Range-Operating: -55°C~+105°C

Material and plating

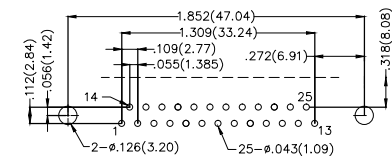
Housing: PBT UL 94V-0
Contact: Copper Alloy/
Selective gold in contact area, tin on tail
Shell: SPCC/ Nickel Plated
Board Lock: Copper Alloy/ Tin Plated
Screws: Copper Alloy/ Nickel Plated



Ordering Information

FDB 25 02 - F0 D B 3 XX XX X A
1 2 3 4 5 6 7 8 9 10 11

1 Category FDB- D-SUB Connector	2 Circuits 25-25 Circuits	3 Distinction No. 02	4 Type F0-Female	5 Assembly Layout D-DIP	6 Entry Angle B-90° Angle
7 Plating 3-Selective gold in contact area, tin on tail	8 Thickness of Plating 00-Gold Flash 03-3μ" Custom Plate Available	9 Color-Resin K6-Black U1-Blue	10 Packaging K-Tray L-Tube	11 Distinction Type A-A Type	



Recommended P.C.Board Layout

THIRD ANGLE PROJECTION	GENERAL TOLERANCES (UNLESS SPECIFIED)		APPROVE BY FRANK	DATE 28/JUN/13	PART NO. FDB2502-F0DB3XXXXXA	ITEM NO. FDB2502	 3K-KAMING REV 0 SHEET NO. 1/1
	DESIGN UNITS Inch (metric)	X.±.012(0.30) X.±5'	CHECKED BY JACOB	DATE 28/JUN/13	TITLE D-SUB connector 25 Circuits 90° Angle Female		
SCALE 5:1	SIZE A4	X.XX±.006(0.15) .XX±1'	DRAWN BY CHERRY	DATE 28/JUN/13	THIS DRAWING CONTAINS INFORMATION THAT IS PROPRIETARY TO DONG GUAN LANG LUN(3K-KAMING) ELECTRONIC PRODUCTS CO.,LTD. AND SHOULD NOT BE USED WITHOUT WRITTEN PERMISSION		
		X.XXX±.004(0.10) .XXX±0.5'					

REV	LOCATIONS	DESCRIPTION	DATE	REVISER	APPD


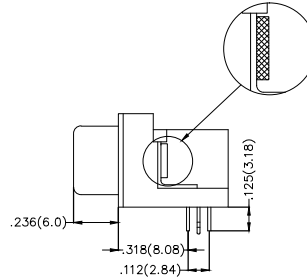
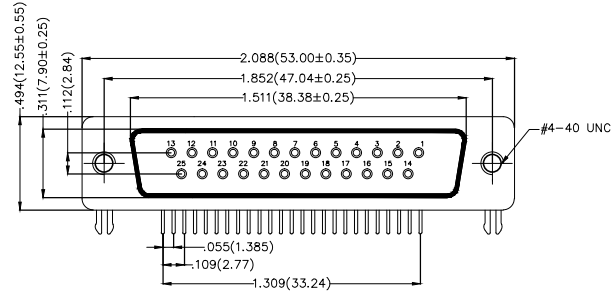
SPECIFICATIONS

Electrical

Current Rating: 3A AC(rms)/DC
Voltage Rating: 250V AC(rms)/DC
Contact Resistance: 25 mΩ Max
Insulation Resistance: 1000 MΩ Min
Withstanding Voltage: 500V AC r.m.s
Temperature Range-Operating: -55°C~+105°C

Material and plating

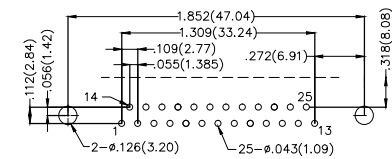
Housing: PBT UL 94V-0
Contact: Copper Alloy/
Selective gold in contact area, tin on tail
Shell: SPCC/ Nickel Plated
Board Lock: Copper Alloy/ Tin Plated



Ordering Information

FDB 25 02 - F0 D B 3 XX XX X B
1 2 3 4 5 6 7 8 9 10 11

1 Category FDB- D-SUB Connector	2 Circuits 25-25 Circuits	3 Distinction No. 02	4 Type F0-Female	5 Assembly Layout D-DIP	6 Entry Angle B-90° Angle
7 Plating 3-Selective gold in contact area, tin on tail	8 Thickness of Plating 00-Gold Flash 03-3μ" Custom Plate Available	9 Color-Resin K6-Black U1-Blue	10 Packaging K-Tray L-Tube	11 Distinction Type B-B Type	



Recommended P.C.Board Layout

THIRD ANGLE PROJECTION	GENERAL TOLERANCES (UNLESS SPECIFIED)		APPROVE BY FRANK	DATE 28/JUN/13	PART NO. FDB2502-F0DB3XXXXXB	ITEM NO. FDB2502	 3K-KAMING® REV 0 SHEET NO. 1/1
	DESIGN UNITS Inch (metric)	X.±.012(0.30) X.X±.008(0.20) X.XX±.006(0.15) X.XXX±.004(0.10)	X.±5° X.±2° .XX±1° .XXX±0.5°	CHECKED BY JACOB	DATE 28/JUN/13	TITLE D-SUB connector 25 Circuits 90° Angle Female	
SCALE 5:1	SIZE A4		DRAWN BY CHERRY	DATE 28/JUN/13	THIS DRAWING CONTAINS INFORMATION THAT IS PROPRIETARY TO DONG GUAN LANG LUN(3K-KAMING) ELECTRONIC PRODUCTS CO.,LTD. AND SHOULD NOT BE USED WITHOUT WRITTEN PERMISSION		

REV	LOCATIONS	DESCRIPTION	DATE	REVISER	APPD

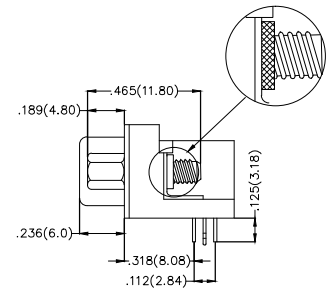
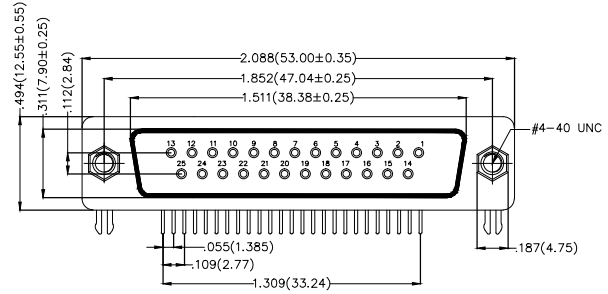
SPECIFICATIONS

Electrical

Current Rating: 3A AC(rms)/DC
Voltage Rating: 250V AC(rms)/DC
Contact Resistance: 25 mΩ Max
Insulation Resistance: 1000 MΩ Min
Withstanding Voltage: 500V AC r.m.s
Temperature Range-Operating: -55°C~+105°C

Material and plating

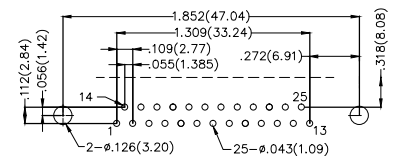
Housing: PBT UL 94V-0
Contact: Copper Alloy/
Selective gold in contact area, tin on tail
Shell: SPCC/ Nickel Plated
Board Lock: Copper Alloy/ Tin Plated
Screws: Copper Alloy/ Nickel Plated



Ordering Information

FDB	25	02	-	F0	D	B	3	XX	XX	X	C
1	2	3	4	5	6	7	8	9	10	11	

1 Category FDB- D-SUB Connector	2 Circuits 25-25 Circuits	3 Distinction No. 02	4 Type F0-Female	5 Assembly Layout D-DIP	6 Entry Angle B-90° Angle
7 Plating 3-Selective gold in contact area, tin on tail	8 Thickness of Plating 00-Gold Flash 03-3μ" Custom Plate Available	9 Color-Resin K6-Black U1-Blue	10 Packaging K-Tray L-Tube	11 Distinction Type C-C Type	



Recommended P.C.Board Layout

THIRD ANGLE PROJECTION	GENERAL TOLERANCES (UNLESS SPECIFIED)		APPROVE BY FRANK	DATE 28/JUN/13	PART NO. FDB2502-F0DB3XXXXXC	ITEM NO. FDB2502	
	X.±0.12(0.30)	X.±5'	CHECKED BY JACOB	DATE 28/JUN/13	TITLE D-SUB connector 25 Circuits 90° Angle Female		
DESIGN UNITS Inch (metric)	X.XX±.008(0.20)	.X'±2'	DRAWN BY CHERRY	DATE 28/JUN/13	THIS DRAWING CONTAINS INFORMATION THAT IS PROPRIETARY TO DONG GUAN LANG LUN(3K-KAMLING) ELECTRONIC PRODUCTS CO.,LTD. AND SHOULD NOT BE USED WITHOUT WRITTEN PERMISSION		
SCALE 5:1	SIZE A4	X.XXX±.004(0.10)					

REV	LOCATIONS	DESCRIPTION	DATE	REVISER	APPD

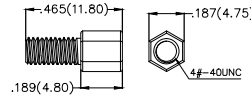

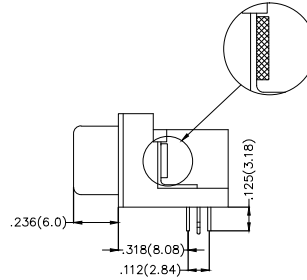
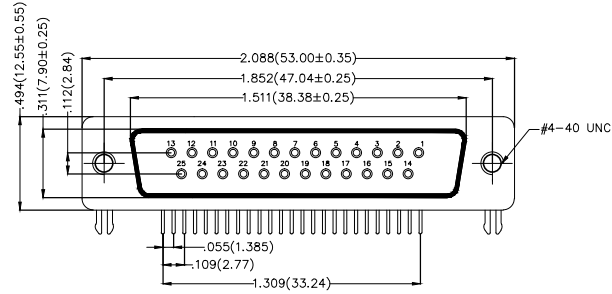
SPECIFICATIONS

Electrical

Current Rating: 3A AC(rms)/DC
Voltage Rating: 250V AC(rms)/DC
Contact Resistance: 25 mΩ Max
Insulation Resistance: 1000 MΩ Min
Withstanding Voltage: 500V AC r.m.s
Temperature Range-Operating: -55°C~+105°C

Material and plating

Housing: PBT UL 94V-0
Contact: Copper Alloy/
Selective gold in contact area, tin on tail
Shell: SPCC/ Nickel Plated
Board Lock: Copper Alloy/ Tin Plated
Screws: Copper Alloy/ Nickel Plated



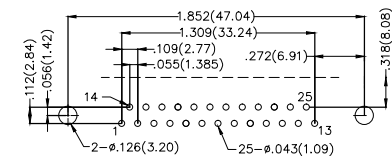
Screw (2pcs)



Ordering Information

FDB 25 02 - F0 D B 3 XX XX X D
1 2 3 4 5 6 7 8 9 10 11

1 Category FDB- D-SUB Connector	2 Circuits 25-25 Circuits	3 Distinction No. 02	4 Type F0-Female	5 Assembly Layout D-DIP	6 Entry Angle B-90° Angle
7 Plating 3-Selective gold in contact area, tin on tail	8 Thickness of Plating 00-Gold Flash 03-3μ" Custom Plate Available	9 Color-Resin K6-Black U1-Blue	10 Packaging K-Tray L-Tube	11 Distinction Type D-D Type	



Recommended P.C.Board Layout

THIRD ANGLE PROJECTION	GENERAL TOLERANCES (UNLESS SPECIFIED)		APPROVE BY FRANK	DATE 28/JUN/13	PART NO. FDB2502-F0DB3XXXXX	ITEM NO. FDB2502	
	X.±0.12(0.30)	X.±5'	CHECKED BY JACOB	DATE 28/JUN/13	TITLE D-SUB connector 25 Circuits 90° Angle Female		
DESIGN UNITS Inch (metric)	X.XX±.008(0.20)	.X'±2'	DRAWN BY CHERRY	DATE 28/JUN/13	THIS DRAWING CONTAINS INFORMATION THAT IS PROPRIETARY TO DONG GUAN LANG LUN(3K-KAMING) ELECTRONIC PRODUCTS CO.,LTD. AND SHOULD NOT BE USED WITHOUT WRITTEN PERMISSION		
SCALE 5:1	X.XXX±.004(0.10)	.XXX'±0.5'					