

1 2 3 4 5 6 7 8

Dimensions(in/mm)	
H	H1+H2
.118(3.00)	.059(1.50)+.059(1.50)
.138(3.50)	.059(1.50)+.079(2.00)
.157(4.00)	.079(2.00)+.079(2.00)
.177(4.50)	.079(2.00)+.098(2.50)
≥.197(5.00)	.098(2.50)+.098(2.50)

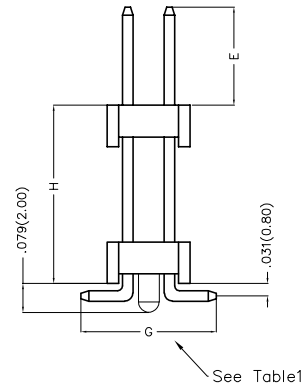
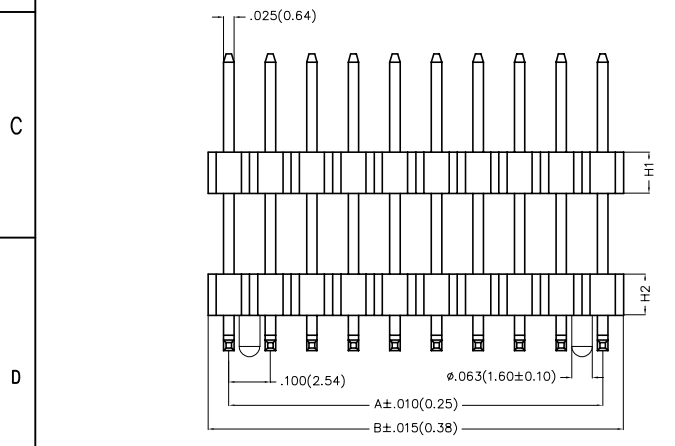
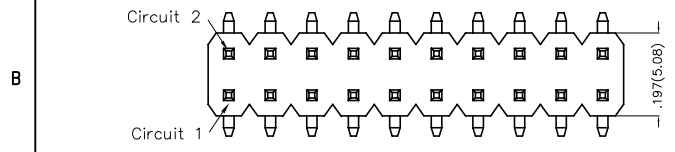


REV	LOCATIONS	DESCRIPTION	DATE	REVISER	APPD

SPECIFICATIONS

Electrical
 Current Rating: 3.0A AC(rms)/DC
 Voltage Rating: 250V AC(rms)/DC
 Contact Resistance: 20 mΩ Max
 Insulation Resistance: 1000 MΩ Min
 Withstanding Voltage: 600V AC r.m.s
 Temperature Range—Operating: -40°C~+105°C

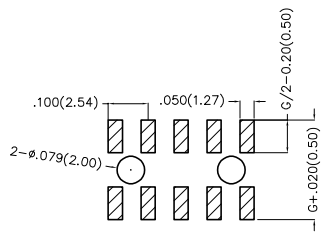
Material
 Housing: Glass Filled Polyester (UL 94V-0) , Color: Black
 Pin: Brass
 Pin Plating: Gold plated/ Selective gold plated on contact area and 120μ" Min. matte tin plated on tails area



Ordering Information

FPH 254 74 - D XX S X XX 4 XX XX XX M
 1 2 3 4 5 6 7 8 9 10 11 12 13

Category FPH-Pin Header	Series Number 254-Pitch2.54mm	Distinction No. 74	Row Option D-Double Row	Circuits XX	Entry Angle S-180° Vertical	Plating 1-Gold plated 7-Selective gold plated on contact area and matte tin plated on tails area
Thickness of Plating 01-1μ" 15-15μ" Custom plate available	Material-Resin 4-PA6T	E Size 01,02...-Serial number (See Table1)	G Size 01,02...-Serial number (See Table1)	H Size 01,02...-Serial number (See Table1)	Packaging M-Reel	



Recommended P.C.Board Layout

 THIRD ANGLE PROJECTION DESIGN UNITS Inch (metric) SCALE 5:1 SIZE A/L	GENERAL TOLERANCES (UNLESS SPECIFIED)		APPROVE BY FRANK	DATE 24/DEC/19	PART NO. FPH25474-DXXSXXX4XXXXXXM	ITEM NO. FPH25474	 3K-KAMING® REV 0 SHEET NO. 1/3
	X.±.012(0.30)	X'.±5'	CHECKED BY CHERRY	DATE 24/DEC/19	TITLE Board to Board (Pin Header) Pitch 2.54mm 180° Vertical(SMT)		
	X.XX±.008(0.20)	.X'±2'	DRAWN BY ZOEY	DATE 24/DEC/19	THIS DRAWING CONTAINS INFORMATION THAT IS PROPRIETARY TO DONG GUAN LANG LUN(3K-KAMING) ELECTRONIC PRODUCTS CO.,LTD. AND SHOULD NOT BE USED WITHOUT WRITTEN PERMISSION		
	X.XX±.006(0.15)	.XX'±1'					

1 2 3 4 5 6 7 8

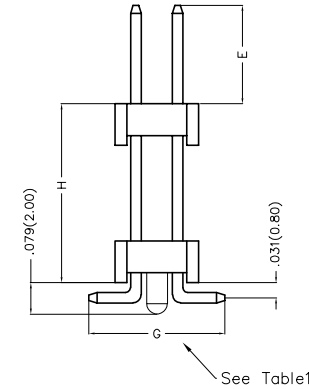
REV	LOCATIONS	DESCRIPTION	DATE	REVISER	APPD

Table1

Serial number	Dimensions (in/mm) E	Serial number	Dimensions (in/mm) E
01	.059(1.50)	19	.236(6.00)
02	.069(1.75)	20	.246(6.25)
03	.079(2.00)	21	.256(6.50)
04	.089(2.25)	22	.266(6.75)
05	.098(2.50)	23	.276(7.00)
06	.108(2.75)	24	.285(7.25)
07	.118(3.00)	25	.295(7.50)
08	.128(3.25)	26	.305(7.75)
09	.138(3.50)	27	.315(8.00)
10	.148(3.75)	28	.325(8.25)
11	.157(4.00)	29	.335(8.50)
12	.167(4.25)	30	.344(8.75)
13	.177(4.50)	31	.354(9.00)
14	.187(4.75)	32	.364(9.25)
15	.197(5.00)	33	.374(9.50)
16	.207(5.25)	34	.384(9.75)
17	.217(5.50)	35	.394(10.00)
18	.226(5.75)		

Serial number	Dimensions (in/mm) G	Serial number	Dimensions (in/mm) G
01	.217(5.50)	19	.394(10.00)
02	.226(5.75)	20	.404(10.25)
03	.236(6.00)	21	.413(10.50)
04	.246(6.25)		
05	.256(6.50)		
06	.266(6.75)		
07	.276(7.00)		
08	.285(7.25)		
09	.295(7.50)		
10	.305(7.75)		
11	.315(8.00)		
12	.325(8.25)		
13	.335(8.50)		
14	.344(8.75)		
15	.354(9.00)		
16	.364(9.25)		
17	.374(9.50)		
18	.384(9.75)		

Serial number	Dimensions (in/mm) H	Serial number	Dimensions (in/mm) H
01	.118(3.00)	19	.472(12.00)
02	.138(3.50)	20	.492(12.50)
03	.157(4.00)	21	.512(13.00)
04	.177(4.50)	22	.531(13.50)
05	.197(5.00)	23	.551(14.00)
06	.217(5.50)	24	.571(14.50)
07	.236(6.00)	25	.591(15.00)
08	.256(6.50)	26	.610(15.50)
09	.276(7.00)	27	.630(16.00)
10	.295(7.50)	28	.650(16.50)
11	.315(8.00)	29	.669(17.00)
12	.335(8.50)	30	.689(17.50)
13	.354(9.00)	31	.709(18.00)
14	.374(9.50)	32	.728(18.50)
15	.394(10.00)	33	.748(19.00)
16	.413(10.50)	34	.768(19.50)
17	.433(11.00)	35	.787(20.00)
18	.453(11.50)		



 THIRD ANGLE PROJECTION	GENERAL TOLERANCES (UNLESS SPECIFIED)		APPROVE BY	DATE	PART NO.	ITEM NO.	 3K-KAMING	
	X.±.012(0.30)	X'.±5'	FRANK	24/DEC/19	FPH25474-DXXSXXX4XXXXXXM	FPH25474		
	DESIGN UNITS Inch (metric)	X.X±.008(0.20)	.X'±2'	CHECKED BY	DATE	TITLE Board to Board(Pin Header) Pitch 2.54mm 180° Vertical(SMT)		
	SCALE 5:1	SIZE A<	X.XX±.006(0.15)	CHERRY	24/DEC/19	REV 0		SHEET NO. 2/3
		X.XXX±.004(0.10)	.XX'±1'	DRAWN BY	DATE	THIS DRAWING CONTAINS INFORMATION THAT IS PROPRIETARY TO DONG GUAN LANG LUN(3K-KAMING) ELECTRONIC PRODUCTS CO., LTD. AND SHOULD NOT BE USED WITHOUT WRITTEN PERMISSION		
		X.XXX±.004(0.10)	.XX'±0.5'	ZOEY	24/DEC/19			

1 2 3 4 5 6 7 8

REV	LOCATIONS	DESCRIPTION	DATE	REVISER	APPD



Circuits (n)	Part No.	Dimensions(in/mm)		Circuits (n)	Part No.	Dimensions(in/mm)	
		A	B			A	B
6	FPH25474-D06SXXX4XXXXXXM	.200(5.08)	.300(7.62)	44	FPH25474-D44SXXX4XXXXXXM	2.100(53.34)	2.200(55.88)
8	FPH25474-D08SXXX4XXXXXXM	.300(7.62)	.400(10.16)	46	FPH25474-D46SXXX4XXXXXXM	2.200(55.88)	2.300(58.42)
10	FPH25474-D10SXXX4XXXXXXM	.400(10.16)	.500(12.70)	48	FPH25474-D48SXXX4XXXXXXM	2.300(58.42)	2.400(60.96)
12	FPH25474-D12SXXX4XXXXXXM	.500(12.70)	.600(15.24)	50	FPH25474-D50SXXX4XXXXXXM	2.400(60.96)	2.500(63.50)
14	FPH25474-D14SXXX4XXXXXXM	.600(15.24)	.700(17.78)	52	FPH25474-D52SXXX4XXXXXXM	2.500(63.50)	2.600(66.04)
16	FPH25474-D16SXXX4XXXXXXM	.700(17.78)	.800(20.32)	54	FPH25474-D54SXXX4XXXXXXM	2.600(66.04)	2.700(68.58)
18	FPH25474-D18SXXX4XXXXXXM	.800(20.32)	.900(22.86)	56	FPH25474-D56SXXX4XXXXXXM	2.700(68.58)	2.800(71.12)
20	FPH25474-D20SXXX4XXXXXXM	.900(22.86)	1.000(25.40)	58	FPH25474-D58SXXX4XXXXXXM	2.800(71.12)	2.900(73.66)
22	FPH25474-D22SXXX4XXXXXXM	1.000(25.40)	1.100(27.94)	60	FPH25474-D60SXXX4XXXXXXM	2.900(73.66)	3.000(76.20)
24	FPH25474-D24SXXX4XXXXXXM	1.100(27.94)	1.200(30.48)	62	FPH25474-D62SXXX4XXXXXXM	3.000(76.20)	3.100(78.74)
26	FPH25474-D26SXXX4XXXXXXM	1.200(30.48)	1.300(33.02)	64	FPH25474-D64SXXX4XXXXXXM	3.100(78.74)	3.200(81.28)
28	FPH25474-D28SXXX4XXXXXXM	1.300(33.02)	1.400(35.56)	66	FPH25474-D66SXXX4XXXXXXM	3.200(81.28)	3.300(83.82)
30	FPH25474-D30SXXX4XXXXXXM	1.400(35.56)	1.500(38.10)	68	FPH25474-D68SXXX4XXXXXXM	3.300(83.82)	3.400(86.36)
32	FPH25474-D32SXXX4XXXXXXM	1.500(38.10)	1.600(40.64)	70	FPH25474-D70SXXX4XXXXXXM	3.400(86.36)	3.500(88.90)
34	FPH25474-D34SXXX4XXXXXXM	1.600(40.64)	1.700(43.18)	72	FPH25474-D72SXXX4XXXXXXM	3.500(88.90)	3.600(91.44)
36	FPH25474-D36SXXX4XXXXXXM	1.700(43.18)	1.800(45.72)	74	FPH25474-D74SXXX4XXXXXXM	3.600(91.44)	3.700(93.98)
38	FPH25474-D38SXXX4XXXXXXM	1.800(45.72)	1.900(48.26)	76	FPH25474-D76SXXX4XXXXXXM	3.700(93.98)	3.800(96.52)
40	FPH25474-D40SXXX4XXXXXXM	1.900(48.26)	2.000(50.80)	78	FPH25474-D78SXXX4XXXXXXM	3.800(96.52)	3.900(99.06)
42	FPH25474-D42SXXX4XXXXXXM	2.000(50.80)	2.100(53.34)	80	FPH25474-D80SXXX4XXXXXXM	3.900(99.06)	4.000(101.60)



 THIRD ANGLE PROJECTION	GENERAL TOLERANCES (UNLESS SPECIFIED)		APPROVE BY	DATE	PART NO.	ITEM NO.	 3K-KAMING
	X.±.012(0.30)	X'.±5'	FRANK	24/DEC/19			
	DESIGN UNITS Inch (metric)	X.X±.008(0.20)	X'±2'	CHECKED BY	DATE	TITLE	
SCALE	SIZE	X.XX±.006(0.15)	CHERRY	24/DEC/19	Board to Board(Pin Header)	THIS DRAWING CONTAINS INFORMATION THAT IS PROPRIETARY TO DONG GUAN LANG LUN(3K-KAMING) ELECTRONIC PRODUCTS CO., LTD. AND SHOULD NOT BE USED W/THOUT WRITTEN PERMISSION	
5:1	A<	X.XXX±.004(0.10)	DRAWN BY	DATE	Pitch 2.54mm 180° Vertical(SMT)		
		X.XX±1'	ZOEY	24/DEC/19			

1 2 3 4 5 6 7 8