

Dimensions(in/mm)	
H	F
.039(1.00)	.059(1.50)~.069(1.75)
.059(1.50)	.079(2.00)~.089(2.25)
.079(2.00)	.098(2.50)~.108(2.75)
.098(2.50)	≥.118(3.00)

REV	LOCATIONS	DESCRIPTION	DATE	REVISER	APPD



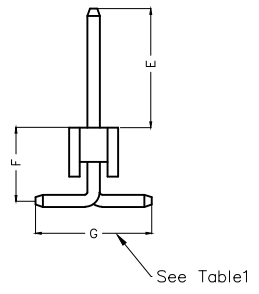
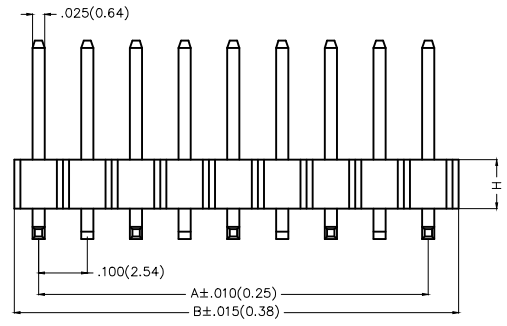
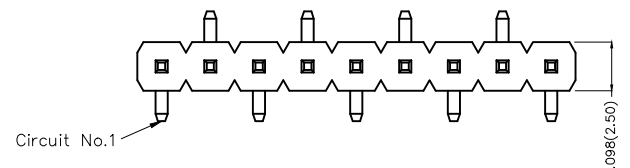
SPECIFICATIONS

Electrical
 Current Rating: 3.0A AC(rms)/DC
 Voltage Rating: 250V AC(rms)/DC
 Contact Resistance: 20 mΩ Max
 Insulation Resistance: 1000 MΩ Min
 Withstanding Voltage: 600V AC r.m.s
 Temperature Range—Operating: -40°C~+105°C

Material
 Housing: Glass Filled Polyester (UL 94V-0), Color: Black
 Pin: Brass
 Pin Plating: Gold plated/ Selective gold plated on contact area and 120μ" Min. matte tin plated on tails area

A
B
C
D
E
F

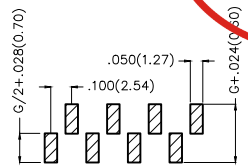
A
B
C
D
E
F



Ordering Information

FPH 254 70 — S XX S X XX 4 XX XX XX M
 1 2 3 4 5 6 7 8 9 10 11 12 13

1 Category FPH—Pin Header	2 Series Number 254—Pitch 2.54mm	3 Distinction No. 70	4 Row Option S—Single Row	5 Circuits XX	6 Entry Angle S—180° Vertical	7 Plating 1—Gold plated 7—Selective gold plated on contact area and matte tin plated on tails area
8 Thickness of Plating 01—1μ" 15—15μ" Custom plate available	9 Material—Resin 4—PA6T	10 E Size 01,02...—Serial number (See Table1)	11 F Size 01,02...—Serial number (See Table1)	12 G Size 01,02...—Serial number (See Table1)	13 Packaging M—Reel	



Recommended P.C.Board Layout

THIRD ANGLE PROJECTION	GENERAL TOLERANCES (UNLESS SPECIFIED)		APPROVE BY FRANK	DATE 24/DEC/19	PART NO. FPH25470—SXXSXX4XXXXXXM	ITEM NO. FPH25470		
	DESIGN UNITS Inch (metric)	X.±.012(0.30) X.X±.008(0.20) X.XX±.006(0.15) X.XXX±.004(0.10)	X.'±5' .X'±2' .XX'±1' .XXX'±0.5'	CHECKED BY CHERRY	DATE 24/DEC/19	TITLE Board to Board(Pin Header) Pitch 2.54mm 180° Vertical(SMT)		REV 0
SCALE 5:1	SIZE A4	DRAWN BY ZOEY		DATE 24/DEC/19	THIS DRAWING CONTAINS INFORMATION THAT IS PROPRIETARY TO DONG GUAN LANG LUN(3K-KAMING) ELECTRONIC PRODUCTS CO.,LTD. AND SHOULD NOT BE USED WITHOUT WRITTEN PERMISSON			

1 2 3 4 5 6 7 8

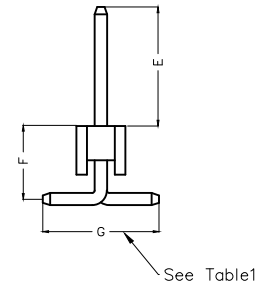
1	2	3	4	5	6	7	8			
					REV	LOCATIONS	DESCRIPTION	DATE	REVISER	APPD

A Table1

Serial number	Dimensions (in/mm) E	Serial number	Dimensions (in/mm) E
01	.059(1.50)	22	.266(6.75)
02	.069(1.75)	23	.276(7.00)
03	.079(2.00)	24	.285(7.25)
04	.089(2.25)	25	.295(7.50)
05	.098(2.50)	26	.305(7.75)
06	.108(2.75)	27	.315(8.00)
07	.118(3.00)	28	.325(8.25)
08	.128(3.25)	29	.335(8.50)
09	.138(3.50)	30	.344(8.75)
10	.148(3.75)	31	.354(9.00)
11	.157(4.00)	32	.364(9.25)
12	.167(4.25)	33	.374(9.50)
13	.177(4.50)	34	.384(9.75)
14	.187(4.75)	35	.394(10.00)
15	.197(5.00)	36	.404(10.25)
16	.207(5.25)	37	.413(10.50)
17	.217(5.50)	38	.423(10.75)
18	.226(5.75)	39	.433(11.25)
19	.236(6.00)	40	.453(11.50)
20	.246(6.25)		
21	.256(6.50)		

Serial number	Dimensions (in/mm) F	Serial number	Dimensions (in/mm) F
01	.059(1.50)	19	.236(6.00)
02	.069(1.75)	20	.246(6.25)
03	.079(2.00)	21	.256(6.50)
04	.089(2.25)	22	.266(6.75)
05	.098(2.50)	23	.276(7.00)
06	.108(2.75)	24	.285(7.25)
07	.118(3.00)	25	.295(7.50)
08	.128(3.25)	26	.305(7.75)
09	.138(3.50)	27	.315(8.00)
10	.148(3.75)	28	.325(8.25)
11	.157(4.00)	29	.335(8.50)
12	.167(4.25)	30	.344(8.75)
13	.177(4.50)	31	.354(9.00)
14	.187(4.75)	32	.364(9.25)
15	.197(5.00)	33	.374(9.50)
16	.207(5.25)	34	.384(9.75)
17	.217(5.50)	35	.394(10.00)
18	.226(5.75)		

Serial number	Dimensions (in/mm) G	Serial number	Dimensions (in/mm) G
01	.138(3.50)	19	.315(8.00)
02	.148(3.75)	20	.325(8.25)
03	.157(4.00)	21	.335(8.50)
04	.167(4.25)		
05	.177(4.50)		
06	.187(4.75)		
07	.197(5.00)		
08	.207(5.25)		
09	.217(5.50)		
10	.226(5.75)		
11	.236(6.00)		
12	.246(6.25)		
13	.256(6.50)		
14	.266(6.75)		
15	.276(7.00)		
16	.285(7.25)		
17	.295(7.50)		
18	.305(7.75)		



 THIRD ANGLE PROJECTION	GENERAL TOLERANCES (UNLESS SPECIFIED)		APPROVE BY FRANK	DATE 24/DEC/19	PART NO. FPH25470-SXXSXXX4XXXXXXM	ITEM NO. FPH25470	 3K-KAMING®		
	DESIGN UNITS Inch (metric)	X.±.012(0.30)	.X'±5'	CHECKED BY CHERRY	DATE 24/DEC/19	TITLE Board to Board(Pin Header) Pitch 2.54mm 180° Vertical(SMT)		REV 0	SHEET NO. 2/3
	SCALE 5:1	X.XX±.008(0.20)	.X'±2'	DRAWN BY ZOEY	DATE 24/DEC/19	THIS DRAWING CONTAINS INFORMATION THAT IS PROPRIETARY TO DONG GUAN LANG LUN(3K-KAMING) ELECTRONIC PRODUCTS CO., LTD. AND SHOULD NOT BE USED WITHOUT WRITTEN PERMISSION			
	SIZE A4	X.XXX±.004(0.10)	.XX'±1'						

1	2	3	4	5	6	7	8
---	---	---	---	---	---	---	---

1 2 3 4 5 6 7 8

REV	LOCATIONS	DESCRIPTION	DATE	REVISER	APPD



Circuits (n)	Part No.	Dimensions(in/mm)		Circuits (n)	Part No.	Dimensions(in/mm)	
		A	B			A	B
1	FPH25470-S01SXXX4XXXXXXM	—	.100(2.54)	21	FPH25470-S21SXXX4XXXXXXM	2.000(50.80)	2.100(53.34)
2	FPH25470-S02SXXX4XXXXXXM	.100(2.54)	.200(5.08)	22	FPH25470-S22SXXX4XXXXXXM	2.100(53.34)	2.200(55.88)
3	FPH25470-S03SXXX4XXXXXXM	.200(5.08)	.300(7.62)	23	FPH25470-S23SXXX4XXXXXXM	2.200(55.88)	2.300(58.42)
4	FPH25470-S04SXXX4XXXXXXM	.300(7.62)	.400(10.16)	24	FPH25470-S24SXXX4XXXXXXM	2.300(58.42)	2.400(60.96)
5	FPH25470-S05SXXX4XXXXXXM	.400(10.16)	.500(12.70)	25	FPH25470-S25SXXX4XXXXXXM	2.400(60.96)	2.500(63.50)
6	FPH25470-S06SXXX4XXXXXXM	.500(12.70)	.600(15.24)	26	FPH25470-S26SXXX4XXXXXXM	2.500(63.50)	2.600(66.04)
7	FPH25470-S07SXXX4XXXXXXM	.600(15.24)	.700(17.78)	27	FPH25470-S27SXXX4XXXXXXM	2.600(66.04)	2.700(68.58)
8	FPH25470-S08SXXX4XXXXXXM	.700(17.78)	.800(20.32)	28	FPH25470-S28SXXX4XXXXXXM	2.700(68.58)	2.800(71.12)
9	FPH25470-S09SXXX4XXXXXXM	.800(20.32)	.900(22.86)	29	FPH25470-S29SXXX4XXXXXXM	2.800(71.12)	2.900(73.66)
10	FPH25470-S10SXXX4XXXXXXM	.900(22.86)	1.000(25.40)	30	FPH25470-S30SXXX4XXXXXXM	2.900(73.66)	3.000(76.20)
11	FPH25470-S11SXXX4XXXXXXM	1.000(25.40)	1.100(27.94)	31	FPH25470-S31SXXX4XXXXXXM	3.000(76.20)	3.100(78.74)
12	FPH25470-S12SXXX4XXXXXXM	1.100(27.94)	1.200(30.48)	32	FPH25470-S32SXXX4XXXXXXM	3.100(78.74)	3.200(81.28)
13	FPH25470-S13SXXX4XXXXXXM	1.200(30.48)	1.300(33.02)	33	FPH25470-S33SXXX4XXXXXXM	3.200(81.28)	3.300(83.82)
14	FPH25470-S14SXXX4XXXXXXM	1.300(33.02)	1.400(35.56)	34	FPH25470-S34SXXX4XXXXXXM	3.300(83.82)	3.400(86.36)
15	FPH25470-S15SXXX4XXXXXXM	1.400(35.56)	1.500(38.10)	35	FPH25470-S35SXXX4XXXXXXM	3.400(86.36)	3.500(88.90)
16	FPH25470-S16SXXX4XXXXXXM	1.500(38.10)	1.600(40.64)	36	FPH25470-S36SXXX4XXXXXXM	3.500(88.90)	3.600(91.44)
17	FPH25470-S17SXXX4XXXXXXM	1.600(40.64)	1.700(43.18)	37	FPH25470-S37SXXX4XXXXXXM	3.600(91.44)	3.700(93.98)
18	FPH25470-S18SXXX4XXXXXXM	1.700(43.18)	1.800(45.72)	38	FPH25470-S38SXXX4XXXXXXM	3.700(93.98)	3.800(96.52)
19	FPH25470-S19SXXX4XXXXXXM	1.800(45.72)	1.900(48.26)	39	FPH25470-S39SXXX4XXXXXXM	3.800(96.52)	3.900(99.06)
20	FPH25470-S20SXXX4XXXXXXM	1.900(48.26)	2.000(50.80)	40	FPH25470-S40SXXX4XXXXXXM	3.900(99.06)	4.000(101.60)



 THIRD ANGLE PROJECTION	GENERAL TOLERANCES (UNLESS SPECIFIED)		APPROVE BY FRANK	DATE 24/DEC/19	PART NO. FPH25470-SXXSXXX4XXXXXXM	ITEM NO. FPH25470	 3K-KAMING		
	DESIGN UNITS Inch (metric)	X.±.012(0.30)	.X'±5'	CHECKED BY CHERRY	DATE 24/DEC/19	TITLE Board to Board(Pin Header) Pitch 2.54mm 180° Vertical(SMT)		REV 0	SHEET NO.3/3
	SCALE 5:1	SIZE A4	X.XX±.006(0.15)	.XX'±1'	DRAWN BY ZOEY	DATE 24/DEC/19		THIS DRAWING CONTAINS INFORMATION THAT IS PROPRIETARY TO DONG GUAN LANG LUN(3K-KAMING) ELECTRONIC PRODUCTS CO.,LTD. AND SHOULD NOT BE USED WITHOUT WRITTEN PERMISSION	

1 2 3 4 5 6 7 8