

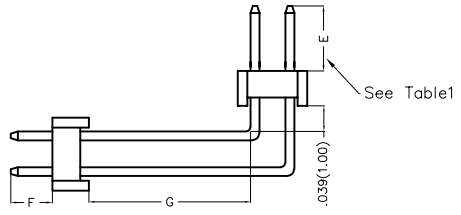
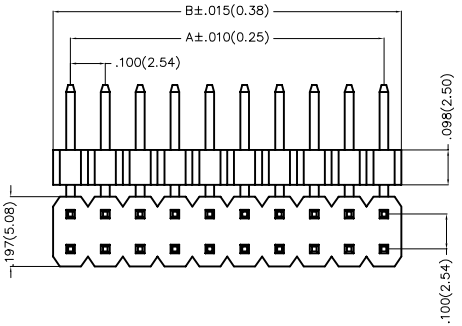
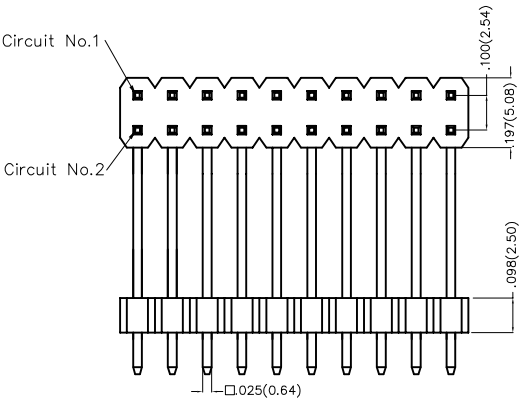
REV	LOCATIONS	DESCRIPTION	DATE	REVISER	APPD



SPECIFICATIONS

Electrical
 Current Rating: 3.0A AC(rms)/DC
 Voltage Rating: 250V AC(rms)/DC
 Contact Resistance: 20 mΩ Max
 Insulation Resistance: 1000 MΩ Min
 Withstanding Voltage: 600V AC r.m.s
 Temperature Range—Operating: -40°C~+105°C

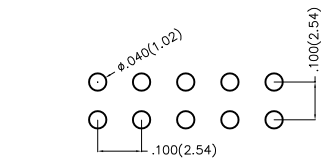
Material
 Housing: Glass Filled Polyester (UL 94V-0), Color: Black
 Pin: Brass
 Pin Plating: Gold plated/ Selective gold plated on contact area and 120μ" Min. matte tin plated on tails area



Ordering Information

FPH 254 64 — D XX B X XX X XX XX B
 1 2 3 4 5 6 7 8 9 10 11 12 13

1 Category FPH—Pin Header	2 Series Number 254—Pitch 2.54mm	3 Distinction No. 64	4 Row Option D—Double Row	5 Circuits XX	6 Entry Angle B—90° Angle	7 Plating 1—Gold plated 7—Selective gold plated on contact area and matte tin plated on tails area
8 Thickness of Plating 01—1μ" 15—15μ" Custom plate available	9 Material—Resin 1—PBT 4—PA6T	10 E Size 01,02...—Serial number (See Table1)	11 F Size 01,02...—Serial number (See Table1)	12 G Size 01,02...—Serial number (See Table1)	13 Packaging B—PE Bag	



Recommended P.C.Board Layout

 THIRD ANGLE PROJECTION DESIGN UNITS Inch (metric) SCALE 5:1 SIZE A<	GENERAL TOLERANCES (UNLESS SPECIFIED)		APPROVE BY FRANK	DATE 24/DEC/19	PART NO. FPH25464—DXXBXXXXXXXXXXB	ITEM NO. FPH25464	 3K-KAMING® REV 0 SHEET NO. 1/3
	X.±.012(0.30)	X.±5'	CHECKED BY CHERRY	DATE 24/DEC/19	TITLE Board to Board(Pin Header) Pitch 2.54mm 90° Angle(DIP)		
	X.XX±.008(0.20)	.X'±2'	DRAWN BY ZOEY	DATE 24/DEC/19	THIS DRAWING CONTAINS INFORMATION THAT IS PROPRIETARY TO DONG GUAN LANG LUN(3K-KAMING) ELECTRONIC PRODUCTS CO., LTD. AND SHOULD NOT BE USED WITHOUT WRITTEN PERMISSION		

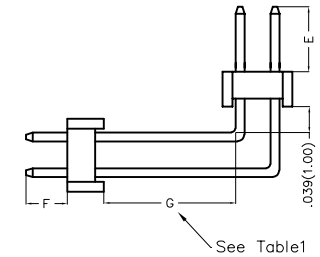
REV	LOCATIONS	DESCRIPTION	DATE	REVISER	APPD

Table1

Serial number	Dimensions (in/mm) E	Serial number	Dimensions (in/mm) E
01	.059(1.50)	19	.236(6.00)
02	.069(1.75)	20	.246(6.25)
03	.079(2.00)	21	.256(6.50)
04	.089(2.25)	22	.266(6.75)
05	.098(2.50)	23	.276(7.00)
06	.108(2.75)	24	.285(7.25)
07	.118(3.00)	25	.295(7.50)
08	.128(3.25)	26	.305(7.75)
09	.138(3.50)	27	.315(8.00)
10	.148(3.75)	28	.325(8.25)
11	.157(4.00)	29	.335(8.50)
12	.167(4.25)	30	.344(8.75)
13	.177(4.50)	31	.354(9.00)
14	.187(4.75)	32	.364(9.25)
15	.197(5.00)	33	.374(9.50)
16	.207(5.25)	34	.384(9.75)
17	.217(5.50)	35	.394(10.00)
18	.226(5.75)		

Serial number	Dimensions (in/mm) F	Serial number	Dimensions (in/mm) F
01	.059(1.50)	19	.236(6.00)
02	.069(1.75)	20	.246(6.25)
03	.079(2.00)	21	.256(6.50)
04	.089(2.25)	22	.266(6.75)
05	.098(2.50)	23	.276(7.00)
06	.108(2.75)	24	.285(7.25)
07	.118(3.00)	25	.295(7.50)
08	.128(3.25)	26	.305(7.75)
09	.138(3.50)	27	.315(8.00)
10	.148(3.75)	28	.325(8.25)
11	.157(4.00)	29	.335(8.50)
12	.167(4.25)	30	.344(8.75)
13	.177(4.50)	31	.354(9.00)
14	.187(4.75)	32	.364(9.25)
15	.197(5.00)	33	.374(9.50)
16	.207(5.25)	34	.384(9.75)
17	.217(5.50)	35	.394(10.00)
18	.226(5.75)		

Serial number	Dimensions (in/mm) G	Serial number	Dimensions (in/mm) G
01	.118(3.00)	19	.295(7.50)
02	.128(3.25)	20	.305(7.75)
03	.138(3.50)	21	.315(8.00)
04	.148(3.75)	22	.325(8.25)
05	.157(4.00)	23	.335(8.50)
06	.167(4.25)	24	.344(8.75)
07	.177(4.50)	25	.354(9.00)
08	.187(4.75)	26	.364(9.25)
09	.197(5.00)	27	.374(9.50)
10	.207(5.25)	28	.384(9.75)
11	.217(5.50)	29	.394(10.00)
12	.226(5.75)		
13	.236(6.00)		
14	.246(6.25)		
15	.256(6.50)		
16	.266(6.75)		
17	.276(7.00)		
18	.285(7.25)		



<p>THIRD ANGLE PROJECTION</p>	GENERAL TOLERANCES (UNLESS SPECIFIED)		APPROVE BY	DATE	PART NO.	ITEM NO.	<p>3K-KAMING</p>
	X.±0.12(0.30)	X.±5'	FRANK	24/DEC/19	FPH25464-DXXBXXXXXXXXXXB	FPH25464	
	X.X±.008(0.20)	X.±2'	CHECKED BY	DATE	TITLE		
	X.XX±.006(0.15)	.XX'±1'	CHERRY	24/DEC/19	Board to Board(Pin Header) Pitch 2.54mm 90° Angle(DIP)		
SCALE	SIZE	X.XXX±.004(0.10)	.XXX'±0.5'	DRAWN BY	DATE	THIS DRAWING CONTAINS INFORMATION THAT IS PROPRIETARY TO DONG GUAN LANG LUN(3K-KAMING) ELECTRONIC PRODUCTS CO., LTD. AND SHOULD NOT BE USED WITHOUT WRITTEN PERMISSION	
5:1	A4			ZOEY	24/DEC/19	REV 0	SHEET NO. 2/3

REV	LOCATIONS	DESCRIPTION	DATE	REVISER	APPD



Circuits (n)	Part No.	Dimensions(in/mm)		Circuits (n)	Part No.	Dimensions(in/mm)	
		A	B			A	B
2	FPH25464-D02BXXXXXXXXXB	—	.100(2.54)	42	FPH25464-D42BXXXXXXXXXB	2.000(50.80)	2.100(53.34)
4	FPH25464-D04BXXXXXXXXXB	.100(2.54)	.200(5.08)	44	FPH25464-D44BXXXXXXXXXB	2.100(53.34)	2.200(55.88)
6	FPH25464-D06BXXXXXXXXXB	.200(5.08)	.300(7.62)	46	FPH25464-D46BXXXXXXXXXB	2.200(55.88)	2.300(58.42)
8	FPH25464-D08BXXXXXXXXXB	.300(7.62)	.400(10.16)	48	FPH25464-D48BXXXXXXXXXB	2.300(58.42)	2.400(60.96)
10	FPH25464-D10BXXXXXXXXXB	.400(10.16)	.500(12.70)	50	FPH25464-D50BXXXXXXXXXB	2.400(60.96)	2.500(63.50)
12	FPH25464-D12BXXXXXXXXXB	.500(12.70)	.600(15.24)	52	FPH25464-D52BXXXXXXXXXB	2.500(63.50)	2.600(66.04)
14	FPH25464-D14BXXXXXXXXXB	.600(15.24)	.700(17.78)	54	FPH25464-D54BXXXXXXXXXB	2.600(66.04)	2.700(68.58)
16	FPH25464-D16BXXXXXXXXXB	.700(17.78)	.800(20.32)	56	FPH25464-D56BXXXXXXXXXB	2.700(68.58)	2.800(71.12)
18	FPH25464-D18BXXXXXXXXXB	.800(20.32)	.900(22.86)	58	FPH25464-D58BXXXXXXXXXB	2.800(71.12)	2.900(73.66)
20	FPH25464-D20BXXXXXXXXXB	.900(22.86)	1.000(25.40)	60	FPH25464-D60BXXXXXXXXXB	2.900(73.66)	3.000(76.20)
22	FPH25464-D22BXXXXXXXXXB	1.000(25.40)	1.100(27.94)	62	FPH25464-D62BXXXXXXXXXB	3.000(76.20)	3.100(78.74)
24	FPH25464-D24BXXXXXXXXXB	1.100(27.94)	1.200(30.48)	64	FPH25464-D64BXXXXXXXXXB	3.100(78.74)	3.200(81.28)
26	FPH25464-D26BXXXXXXXXXB	1.200(30.48)	1.300(33.02)	66	FPH25464-D66BXXXXXXXXXB	3.200(81.28)	3.300(83.82)
28	FPH25464-D28BXXXXXXXXXB	1.300(33.02)	1.400(35.56)	68	FPH25464-D68BXXXXXXXXXB	3.300(83.82)	3.400(86.36)
30	FPH25464-D30BXXXXXXXXXB	1.400(35.56)	1.500(38.10)	70	FPH25464-D70BXXXXXXXXXB	3.400(86.36)	3.500(88.90)
32	FPH25464-D32BXXXXXXXXXB	1.500(38.10)	1.600(40.64)	72	FPH25464-D72BXXXXXXXXXB	3.500(88.90)	3.600(91.44)
34	FPH25464-D34BXXXXXXXXXB	1.600(40.64)	1.700(43.18)	74	FPH25464-D74BXXXXXXXXXB	3.600(91.44)	3.700(93.98)
36	FPH25464-D36BXXXXXXXXXB	1.700(43.18)	1.800(45.72)	76	FPH25464-D76BXXXXXXXXXB	3.700(93.98)	3.800(96.52)
38	FPH25464-D38BXXXXXXXXXB	1.800(45.72)	1.900(48.26)	78	FPH25464-D78BXXXXXXXXXB	3.800(96.52)	3.900(99.06)
40	FPH25464-D40BXXXXXXXXXB	1.900(48.26)	2.000(50.80)	80	FPH25464-D80BXXXXXXXXXB	3.900(99.06)	4.000(101.60)



 THIRD ANGLE PROJECTION	GENERAL TOLERANCES (UNLESS SPECIFIED)		APPROVE BY	DATE	PART NO.	ITEM NO.	 3K-KAMING
	X.±.012(0.30)	X'.±5'	FRANK	24/DEC/19	FPH25464-DXXBXXXXXXXXXB	FPH25464	
	X.X±.008(0.20)	.X'±2'	CHECKED BY	DATE	TITLE		
	X.XX±.006(0.15)	.XX'±1'	CHERRY	24/DEC/19	Board to Board(Pin Header) Pitch 2.54mm 90° Angle(DIP)		
SCALE	SIZE	X.XXX±.004(0.10)	.XXX'±0.5'	DRAWN BY	DATE	REV 0	SHEET NO. 3/3
5:1	A4			ZOEY	24/DEC/19	THIS DRAWING CONTAINS INFORMATION THAT IS PROPRIETARY TO DONG GUAN LANG LUN(3K-KAMING) ELECTRONIC PRODUCTS CO.,LTD. AND SHOULD NOT BE USED WITHOUT WRITTEN PERMISSION	