

Dimensions(in/mm)	
H	H1+H2+H3
.217(5.50)	.059(1.50)+.079(2.00)+.079(2.00)
.236(6.00)	.079(2.00)+.079(2.00)+.079(2.00)
.256(6.50)	.079(2.00)+.079(2.00)+.098(2.50)
.276(7.00)	.079(2.00)+.098(2.50)+.098(2.50)
≥.295(7.50)	.098(2.50)+.098(2.50)+.098(2.50)



REV	LOCATIONS	DESCRIPTION	DATE	REVISER	APPD

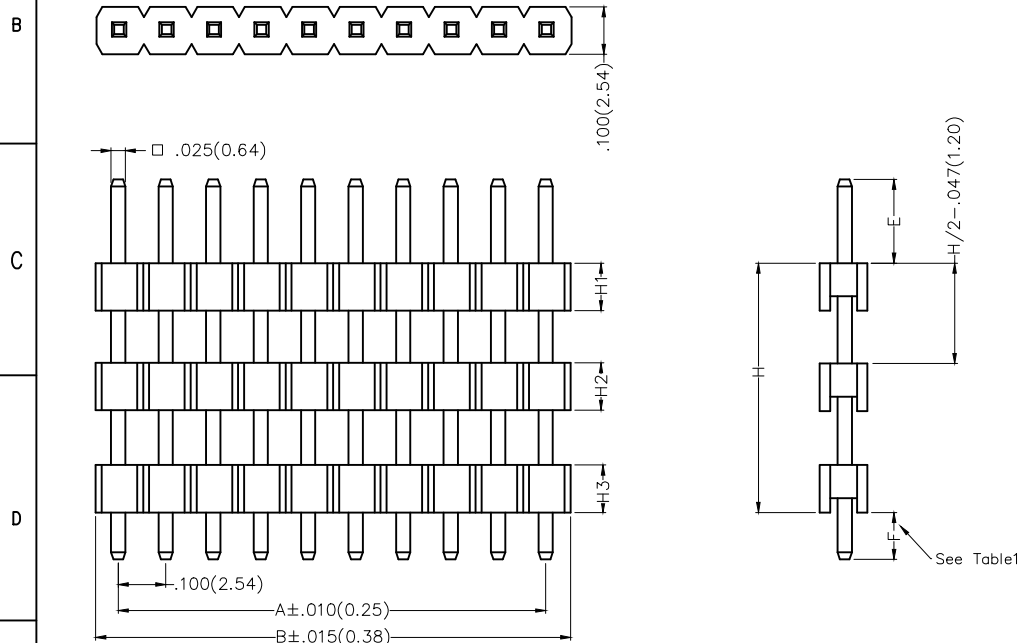
SPECIFICATIONS

Electrical

Current Rating: 3.0A AC(rms)/DC  
 Voltage Rating: 250V AC(rms)/DC  
 Contact Resistance: 20 mΩ Max  
 Insulation Resistance: 1000 MΩ Min  
 Withstanding Voltage: 600V AC r.m.s  
 Temperature Range-Operating: -40°C~+105°C

Material

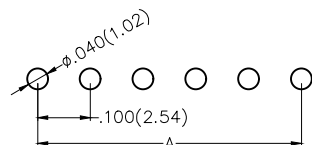
Housing: Glass Filled Polyester (UL 94V-0), Color: Black  
 Pin: Brass  
 Pin Plating: Gold plated/ Selective gold plated on contact area and 120μ" Min. matte tin plated on tails area



Ordering Information

FPH 254 50 - S XX S X XX X XX XX XX B  
 1 2 3 4 5 6 7 8 9 10 11 12 13

1	Category FPH-Pin Header	2	Series Number 254-Pitch2.54mm	3	Distinction No. 50	4	Row Option S-Single Row	5	Circuits XX	6	Entry Angle S-180° Vertical	7	Plating 1-Gold plated 7-Selective gold plated on contact area and matte tin plated on tails area
8	Thickness of Plating 01-1μ" 15-15μ" Custom plate available	9	Material-Resin 1-PBT 4-PA6T	10	E Size 01,02...-Serial number (See Table1)	11	F Size 01,02...-Serial number (See Table1)	12	H Size 01,02...-Serial number (See Table1)	13	Packaging B-PE Bag		



Recommended P.C.Board Layout

THIRD ANGLE PROJECTION	GENERAL TOLERANCES (UNLESS SPECIFIED)		APPROVE BY FRANK	DATE 24/DEC/19	PART NO. FPH25450-SXXSXXXXXXXXXB	ITEM NO. FPH25450	
	DESIGN UNITS Inch (metric)	X.±.012(0.30) X.X±.008(0.20) X.XX±.006(0.15) X.XXX±.004(0.10)	X.±5' .X±2' .XX±1' .XXX±0.5'	CHECKED BY CHERRY	DATE 24/DEC/19	TITLE Board to Board(Pin Header) Pitch 2.54mm 180° Vertical(DIP)	
SCALE 5:1	SIZE A4	DRAWN BY ZOEY		DATE 24/DEC/19	THIS DRAWING CONTAINS INFORMATION THAT IS PROPRIETARY TO DONG GUAN LANG LUN(3K-KAMING) ELECTRONIC PRODUCTS CO.,LTD. AND SHOULD NOT BE USED WITHOUT WRITTEN PERMISSON		

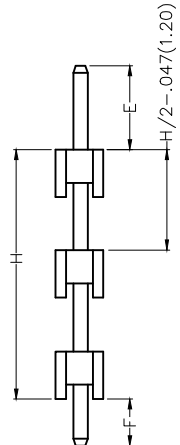
1	2	3	4	5	6	7	8			
					REV	LOCATIONS	DESCRIPTION	DATE	REVISER	APPD

A Table1

Serial number	Dimensions (in/mm) E	Serial number	Dimensions (in/mm) E
01	.059(1.50)	21	.256(6.50)
02	.069(1.75)	22	.266(6.75)
03	.079(2.00)	23	.276(7.00)
04	.089(2.25)	24	.285(7.25)
05	.098(2.50)	25	.295(7.50)
06	.108(2.75)	26	.305(7.75)
07	.118(3.00)	27	.315(8.00)
08	.128(3.25)	28	.325(8.25)
09	.138(3.50)	29	.335(8.50)
10	.148(3.75)	30	.344(8.75)
11	.157(4.00)	31	.354(9.00)
12	.167(4.25)	32	.364(9.25)
13	.177(4.50)	33	.374(9.50)
14	.187(4.75)	34	.384(9.75)
15	.197(5.00)	35	.394(10.00)
16	.207(5.25)	36	
17	.217(5.50)		
18	.226(5.75)		
19	.236(6.00)		
20	.246(6.25)		

Serial number	Dimensions (in/mm) F	Serial number	Dimensions (in/mm) F
01	.059(1.50)	21	.256(6.50)
02	.069(1.75)	22	.266(6.75)
03	.079(2.00)	23	.276(7.00)
04	.089(2.25)	24	.285(7.25)
05	.098(2.50)	25	.295(7.50)
06	.108(2.75)	26	.305(7.75)
07	.118(3.00)	27	.315(8.00)
08	.128(3.25)	28	.325(8.25)
09	.138(3.50)	29	.335(8.50)
10	.148(3.75)	30	.344(8.75)
11	.157(4.00)	31	.354(9.00)
12	.167(4.25)	32	.364(9.25)
13	.177(4.50)	33	.374(9.50)
14	.187(4.75)	34	.384(9.75)
15	.197(5.00)	35	.394(10.00)
16	.207(5.25)	36	
17	.217(5.50)		
18	.226(5.75)		
19	.236(6.00)		
20	.246(6.25)		

Serial number	Dimensions (in/mm) H	Serial number	Dimensions (in/mm) H	Serial number	Dimensions (in/mm) H
01	.217(5.50)	21	.610(15.50)	51	1.004(25.50)
02	.236(6.00)	22	.630(16.00)	52	1.024(26.00)
03	.256(6.50)	23	.650(16.50)	53	1.043(26.50)
04	.276(7.00)	24	.669(17.00)	54	1.063(27.00)
05	.295(7.50)	25	.689(17.50)	55	1.083(27.50)
06	.315(8.00)	26	.709(18.00)	56	1.102(28.00)
07	.335(8.50)	27	.728(18.50)	57	1.122(28.50)
08	.354(9.00)	28	.748(19.00)	58	1.142(29.00)
09	.374(9.50)	29	.768(19.50)	59	1.161(29.50)
10	.394(10.00)	30	.787(20.00)	60	1.181(30.00)
11	.413(10.50)	31	.807(20.50)	61	1.201(30.50)
12	.433(11.00)	32	.827(21.00)	62	1.220(31.00)
13	.453(11.50)	33	.846(21.50)	63	1.240(31.50)
14	.472(12.00)	34	.866(22.00)	64	1.260(32.00)
15	.492(12.50)	35	.886(22.50)	65	1.280(32.50)
16	.512(13.00)	36	.906(23.00)	66	1.299(33.00)
17	.531(13.50)	37	.925(23.50)	67	1.319(33.50)
18	.551(14.00)	38	.945(24.00)	68	1.339(34.00)
19	.571(14.50)	39	.965(24.50)	69	1.358(34.50)
20	.591(15.00)	40	.984(25.00)	60	1.378(35.00)



 THIRD ANGLE PROJECTION	GENERAL TOLERANCES (UNLESS SPECIFIED)		APPROVE BY FRANK	DATE 24/DEC/19	PART NO. FPH25450-SXXSXXXXXXXXXB	ITEM NO. FPH25450	 3K-KAMING	
	DESIGN UNITS Inch (metric)	X.±.012(0.30)	X'.±5'	CHECKED BY CHERRY	DATE 24/DEC/19	TITLE Board to Board(Pin Header) Pitch 2.54mm 180° Vertical(DIP)		REV 0 SHEET NO. 2/3
	SCALE 5:1	SIZE A4	X.XX±.006(0.15)	.XX'±1'	DRAWN BY ZOEY	DATE 24/DEC/19		THIS DRAWING CONTAINS INFORMATION THAT IS PROPRIETARY TO DONG GUAN LANG LUN(3K-KAMING) ELECTRONIC PRODUCTS CO.,LTD. AND SHOULD NOT BE USED WITHOUT WRITTEN PERMISSION

1	2	3	4	5	6	7	8
---	---	---	---	---	---	---	---

REV	LOCATIONS	DESCRIPTION	DATE	REVISER	APPD



Circuits (n)	Part No.	Dimensions(in/mm)		Circuits (n)	Part No.	Dimensions(in/mm)	
		A	B			A	B
1	FPH25450-S01SXXXXXXXXXB	—	.100(2.54)	21	FPH25450-S21SXXXXXXXXXB	2.000(50.80)	2.100(53.34)
2	FPH25450-S02SXXXXXXXXXB	.100(2.54)	.200(5.08)	22	FPH25450-S22SXXXXXXXXXB	2.100(53.34)	2.200(55.88)
3	FPH25450-S03SXXXXXXXXXB	.200(5.08)	.300(7.62)	23	FPH25450-S23SXXXXXXXXXB	2.200(55.88)	2.300(58.42)
4	FPH25450-S04SXXXXXXXXXB	.300(7.62)	.400(10.16)	24	FPH25450-S24SXXXXXXXXXB	2.300(58.42)	2.400(60.96)
5	FPH25450-S05SXXXXXXXXXB	.400(10.16)	.500(12.70)	25	FPH25450-S25SXXXXXXXXXB	2.400(60.96)	2.500(63.50)
6	FPH25450-S06SXXXXXXXXXB	.500(12.70)	.600(15.24)	26	FPH25450-S26SXXXXXXXXXB	2.500(63.50)	2.600(66.04)
7	FPH25450-S07SXXXXXXXXXB	.600(15.24)	.700(17.78)	27	FPH25450-S27SXXXXXXXXXB	2.600(66.04)	2.700(68.58)
8	FPH25450-S08SXXXXXXXXXB	.700(17.78)	.800(20.32)	28	FPH25450-S28SXXXXXXXXXB	2.700(68.58)	2.800(71.12)
9	FPH25450-S09SXXXXXXXXXB	.800(20.32)	.900(22.86)	29	FPH25450-S29SXXXXXXXXXB	2.800(71.12)	2.900(73.66)
10	FPH25450-S10SXXXXXXXXXB	.900(22.86)	1.000(25.40)	30	FPH25450-S30SXXXXXXXXXB	2.900(73.66)	3.000(76.20)
11	FPH25450-S11SXXXXXXXXXB	1.000(25.40)	1.100(27.94)	31	FPH25450-S31SXXXXXXXXXB	3.000(76.20)	3.100(78.74)
12	FPH25450-S12SXXXXXXXXXB	1.100(27.94)	1.200(30.48)	32	FPH25450-S32SXXXXXXXXXB	3.100(78.74)	3.200(81.28)
13	FPH25450-S13SXXXXXXXXXB	1.200(30.48)	1.300(33.02)	33	FPH25450-S33SXXXXXXXXXB	3.200(81.28)	3.300(83.82)
14	FPH25450-S14SXXXXXXXXXB	1.300(33.02)	1.400(35.56)	34	FPH25450-S34SXXXXXXXXXB	3.300(83.82)	3.400(86.36)
15	FPH25450-S15SXXXXXXXXXB	1.400(35.56)	1.500(38.10)	35	FPH25450-S35SXXXXXXXXXB	3.400(86.36)	3.500(88.90)
16	FPH25450-S16SXXXXXXXXXB	1.500(38.10)	1.600(40.64)	36	FPH25450-S36SXXXXXXXXXB	3.500(88.90)	3.600(91.44)
17	FPH25450-S17SXXXXXXXXXB	1.600(40.64)	1.700(43.18)	37	FPH25450-S37SXXXXXXXXXB	3.600(91.44)	3.700(93.98)
18	FPH25450-S18SXXXXXXXXXB	1.700(43.18)	1.800(45.72)	38	FPH25450-S38SXXXXXXXXXB	3.700(93.98)	3.800(96.52)
19	FPH25450-S19SXXXXXXXXXB	1.800(45.72)	1.900(48.26)	39	FPH25450-S39SXXXXXXXXXB	3.800(96.52)	3.900(99.06)
20	FPH25450-S20SXXXXXXXXXB	1.900(48.26)	2.000(50.80)	40	FPH25450-S40SXXXXXXXXXB	3.900(99.06)	4.000(101.60)



 THIRD ANGLE PROJECTION	GENERAL TOLERANCES (UNLESS SPECIFIED)		APPROVE BY FRANK	DATE 24/DEC/19	PART NO. FPH25450-SXXXXXXXXXB	ITEM NO. FPH25450	 3K-KAMING		
	DESIGN UNITS Inch (metric)	X.±.012(0.30)	X.±5'	CHECKED BY CHERRY	DATE 24/DEC/19	TITLE Board to Board(Pin Header) Pitch 2.54mm 180° Vertical(DIP)		REV 0	SHEET NO. 3/3
	SCALE 5:1	SIZE A4	X.XX±.006(0.15)	.XX±1'	DRAWN BY ZOEY	DATE 24/DEC/19		THIS DRAWING CONTAINS INFORMATION THAT IS PROPRIETARY TO DONG GUAN LANG LUN(3K-KAMING) ELECTRONIC PRODUCTS CO.,LTD. AND SHOULD NOT BE USED WITHOUT WRITTEN PERMISSION	