



REV	LOCATIONS	DESCRIPTION	DATE	REVISER	APPD

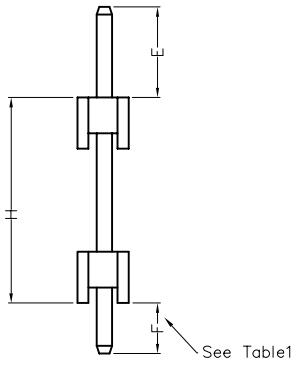
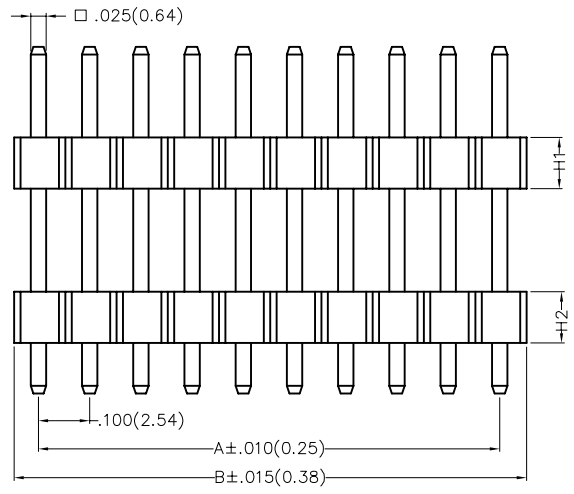
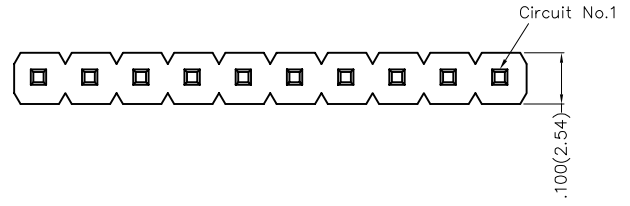
Dimensions(in/mm)

H	H1+H2
.118(3.00)	.059(1.50)+.059(1.50)
.138(3.50)	.059(1.50)+.079(2.00)
.157(4.00)	.079(2.00)+.079(2.00)
.177(4.50)	.079(2.00)+.098(2.50)
≥.197(5.00)	.098(2.50)+.098(2.50)

SPECIFICATIONS

Electrical
 Current Rating: 3.0A AC(rms)/DC
 Voltage Rating: 250V AC(rms)/DC
 Contact Resistance: 20 mΩ Max
 Insulation Resistance: 1000 MΩ Min
 Withstanding Voltage: 600V AC r.m.s
 Temperature Range-Operating: -40°C~+105°C

Material
 Housing: Glass Filled Polyester (UL 94V-0), Color: Black
 Pin: Brass
 Pin Plating: Gold plated/ Selective gold plated on contact area and 120μ" Min. matte tin plated on tails area

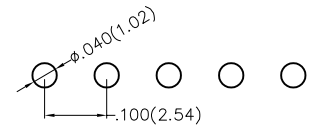


Ordering Information

FPH 254 49 - S XX S X XX X XX XX XX B
 1 2 3 4 5 6 7 8 9 10 11 12 13

1 Category FPH-Pin Header	2 Series Number 254-Pitch2.54mm	3 Distinction No. 49	4 Row Option S-Single Row	5 Circuits XX	6 Entry Angle S-180° Vertical	7 Plating 1-Gold plated 7-Selective gold plated on contact area and matte tin plated on tails area
------------------------------	------------------------------------	-------------------------	------------------------------	------------------	----------------------------------	--

8 Thickness of Plating 01-1μ" 15-15μ" Custom plate available	9 Material-Resin 1-PBT 4-PA6T	10 E Size 01,02...-Serial number (See Table1)	11 F Size 01,02...-Serial number (See Table1)	12 H Size 01,02...-Serial number (See Table1)	13 Packaging B-PE Bag
---	-------------------------------------	---	---	---	--------------------------



Recommended P.C.Board Layout

 THIRD ANGLE PROJECTION DESIGN UNITS Inch (metric) SCALE 5:1 SIZE A4	GENERAL TOLERANCES (UNLESS SPECIFIED)		APPROVE BY FRANK	DATE 24/DEC/19	PART NO. FPH25449-SXXSXXXXXXXXXXB	ITEM NO. FPH25449	 3K-KAMING REV 0 SHEET NO. 1/3
	X.±.012(0.30)	X.±5'	CHECKED BY CHERRY	DATE 24/DEC/19	TITLE Board to Board(Pin Header) Pitch 2.54mm 180° Vertical(DIP)		
	X.X±.008(0.20)	.X'±2'	DRAWN BY ZOEY	DATE 24/DEC/19	THIS DRAWING CONTAINS INFORMATION THAT IS PROPRIETARY TO DONG GUAN LANG LUN(3K-KAMING) ELECTRONIC PRODUCTS CO.,LTD. AND SHOULD NOT BE USED WITHOUT WRITTEN PERMISSION		
	X.XX±.006(0.15)	.XX'±1'					

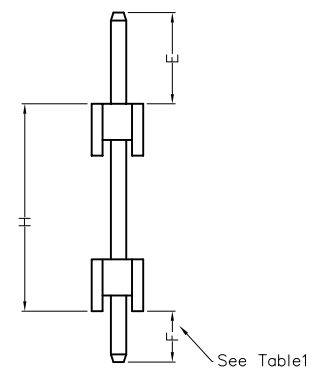
REV	LOCATIONS	DESCRIPTION	DATE	REVISED	APPD

Table1

Serial number	Dimensions (in/mm) E	Serial number	Dimensions (in/mm) E
01	.059(1.50)	19	.236(6.00)
02	.069(1.75)	20	.246(6.25)
03	.079(2.00)	21	.256(6.50)
04	.089(2.25)	22	.266(6.75)
05	.098(2.50)	23	.276(7.00)
06	.108(2.75)	24	.285(7.25)
07	.118(3.00)	25	.295(7.50)
08	.128(3.25)	26	.305(7.75)
09	.138(3.50)	27	.315(8.00)
10	.148(3.75)	28	.325(8.25)
11	.157(4.00)	29	.335(8.50)
12	.167(4.25)	30	.344(8.75)
13	.177(4.50)	31	.354(9.00)
14	.187(4.75)	32	.364(9.25)
15	.197(5.00)	33	.374(9.50)
16	.207(5.25)	34	.384(9.75)
17	.217(5.50)	35	.394(10.00)
18	.226(5.75)		

Serial number	Dimensions (in/mm) F	Serial number	Dimensions (in/mm) F
01	.059(1.50)	19	.236(6.00)
02	.069(1.75)	20	.246(6.25)
03	.079(2.00)	21	.256(6.50)
04	.089(2.25)	22	.266(6.75)
05	.098(2.50)	23	.276(7.00)
06	.108(2.75)	24	.285(7.25)
07	.118(3.00)	25	.295(7.50)
08	.128(3.25)	26	.305(7.75)
09	.138(3.50)	27	.315(8.00)
10	.148(3.75)	28	.325(8.25)
11	.157(4.00)	29	.335(8.50)
12	.167(4.25)	30	.344(8.75)
13	.177(4.50)	31	.354(9.00)
14	.187(4.75)	32	.364(9.25)
15	.197(5.00)	33	.374(9.50)
16	.207(5.25)	34	.384(9.75)
17	.217(5.50)	35	.394(10.00)
18	.226(5.75)		

Serial number	Dimensions (in/mm) H	Serial number	Dimensions (in/mm) H
01	.118(3.00)	19	.472(12.00)
02	.138(3.50)	20	.492(12.50)
03	.157(4.00)	21	.512(13.00)
04	.177(4.50)	22	.531(13.50)
05	.197(5.00)	23	.551(14.00)
06	.217(5.50)	24	.571(14.50)
07	.236(6.00)	25	.591(15.00)
08	.256(6.50)	26	.610(15.50)
09	.276(7.00)	27	.630(16.00)
10	.295(7.50)	28	.650(16.50)
11	.315(8.00)	29	.669(17.00)
12	.335(8.50)	30	.689(17.50)
13	.354(9.00)	31	.709(18.00)
14	.374(9.50)	32	.728(18.50)
15	.394(10.00)	33	.748(19.00)
16	.413(10.50)	34	.768(19.50)
17	.433(11.00)	35	.787(20.00)
18	.453(11.50)		



 THIRD ANGLE PROJECTION	GENERAL TOLERANCES (UNLESS SPECIFIED)		APPROVE BY	DATE	PART NO.	ITEM NO.	 3K-KAMING
	X.±.012(0.30)	X.±5'	FRANK	24/DEC/19	FPH25449-SXXSXXXXXXXXXXB	FPH25449	
	DESIGN UNITS Inch (metric)	X.XX±.008(0.20)	.X'±2'	CHECKED BY	DATE	TITLE	
SCALE	SIZE	X.XX±.006(0.15)	.XX±1'	DRAWN BY	DATE	THIS DRAWING CONTAINS INFORMATION THAT IS PROPRIETARY TO DONG GUAN LANG LUN(3K-KAMING) ELECTRONIC PRODUCTS CO., LTD. AND SHOULD NOT BE USED WITHOUT WRITTEN PERMISSION	
5:1	A<	X.XXX±.004(0.10)	.XXX±0.5'	ZOEY	24/DEC/19		

1 2 3 4 5 6 7 8

REV	LOCATIONS	DESCRIPTION	DATE	REVISER	APPD



Circuits (n)	Part No.	Dimensions(in/mm)		Circuits (n)	Part No.	Dimensions(in/mm)	
		A	B			A	B
1	FPH25449-S01SXXXXXXXXXB	—	.100(2.54)	21	FPH25449-S21SXXXXXXXXXB	2.000(50.80)	2.100(53.34)
2	FPH25449-S02SXXXXXXXXXB	.100(2.54)	.200(5.08)	22	FPH25449-S22SXXXXXXXXXB	2.100(53.34)	2.200(55.88)
3	FPH25449-S03SXXXXXXXXXB	.200(5.08)	.300(7.62)	23	FPH25449-S23SXXXXXXXXXB	2.200(55.88)	2.300(58.42)
4	FPH25449-S04SXXXXXXXXXB	.300(7.62)	.400(10.16)	24	FPH25449-S24SXXXXXXXXXB	2.300(58.42)	2.400(60.96)
5	FPH25449-S05SXXXXXXXXXB	.400(10.16)	.500(12.70)	25	FPH25449-S25SXXXXXXXXXB	2.400(60.96)	2.500(63.50)
6	FPH25449-S06SXXXXXXXXXB	.500(12.70)	.600(15.24)	26	FPH25449-S26SXXXXXXXXXB	2.500(63.50)	2.600(66.04)
7	FPH25449-S07SXXXXXXXXXB	.600(15.24)	.700(17.78)	27	FPH25449-S27SXXXXXXXXXB	2.600(66.04)	2.700(68.58)
8	FPH25449-S08SXXXXXXXXXB	.700(17.78)	.800(20.32)	28	FPH25449-S28SXXXXXXXXXB	2.700(68.58)	2.800(71.12)
9	FPH25449-S09SXXXXXXXXXB	.800(20.32)	.900(22.86)	29	FPH25449-S29SXXXXXXXXXB	2.800(71.12)	2.900(73.66)
10	FPH25449-S10SXXXXXXXXXB	.900(22.86)	1.000(25.40)	30	FPH25449-S30SXXXXXXXXXB	2.900(73.66)	3.000(76.20)
11	FPH25449-S11SXXXXXXXXXB	1.000(25.40)	1.100(27.94)	31	FPH25449-S31SXXXXXXXXXB	3.000(76.20)	3.100(78.74)
12	FPH25449-S12SXXXXXXXXXB	1.100(27.94)	1.200(30.48)	32	FPH25449-S32SXXXXXXXXXB	3.100(78.74)	3.200(81.28)
13	FPH25449-S13SXXXXXXXXXB	1.200(30.48)	1.300(33.02)	33	FPH25449-S33SXXXXXXXXXB	3.200(81.28)	3.300(83.82)
14	FPH25449-S14SXXXXXXXXXB	1.300(33.02)	1.400(35.56)	34	FPH25449-S34SXXXXXXXXXB	3.300(83.82)	3.400(86.36)
15	FPH25449-S15SXXXXXXXXXB	1.400(35.56)	1.500(38.10)	35	FPH25449-S35SXXXXXXXXXB	3.400(86.36)	3.500(88.90)
16	FPH25449-S16SXXXXXXXXXB	1.500(38.10)	1.600(40.64)	36	FPH25449-S36SXXXXXXXXXB	3.500(88.90)	3.600(91.44)
17	FPH25449-S17SXXXXXXXXXB	1.600(40.64)	1.700(43.18)	37	FPH25449-S37SXXXXXXXXXB	3.600(91.44)	3.700(93.98)
18	FPH25449-S18SXXXXXXXXXB	1.700(43.18)	1.800(45.72)	38	FPH25449-S38SXXXXXXXXXB	3.700(93.98)	3.800(96.52)
19	FPH25449-S19SXXXXXXXXXB	1.800(45.72)	1.900(48.26)	39	FPH25449-S39SXXXXXXXXXB	3.800(96.52)	3.900(99.06)
20	FPH25449-S20SXXXXXXXXXB	1.900(48.26)	2.000(50.80)	40	FPH25449-S40SXXXXXXXXXB	3.900(99.06)	4.000(101.60)



 THIRD ANGLE PROJECTION	GENERAL TOLERANCES (UNLESS SPECIFIED)		APPROVE BY	DATE	PART NO.	ITEM NO.	 3K-KAMING	
	X.±.012(0.30)	X.±5'	FRANK	24/DEC/19	FPH25449-SXXSXXXXXXXXXB	FPH25449		
	DESIGN UNITS Inch (metric)		CHECKED BY	DATE	TITLE			
	SCALE 5:1 SIZE A<		CHERRY	24/DEC/19	Board to Board(Pin Header) Pitch 2.54mm 180° Vertical(DIP)			
		X.XX±.006(0.15)	DRAWN BY	DATE	THIS DRAWING CONTAINS INFORMATION THAT IS PROPRIETARY TO DONG GUAN LANG LUN(3K-KAMING) ELECTRONIC PRODUCTS CO., LTD. AND SHOULD NOT BE USED WITHOUT WRITTEN PERMISSION		REV 0	SHEET NO. 3/3
		X.XXX±.004(0.10)	ZOEY	24/DEC/19				

1 2 3 4 5 6 7 8