

1 2 3 4 5 6 7 8

REV	LOCATIONS	DESCRIPTION	DATE	REVISER	APPD

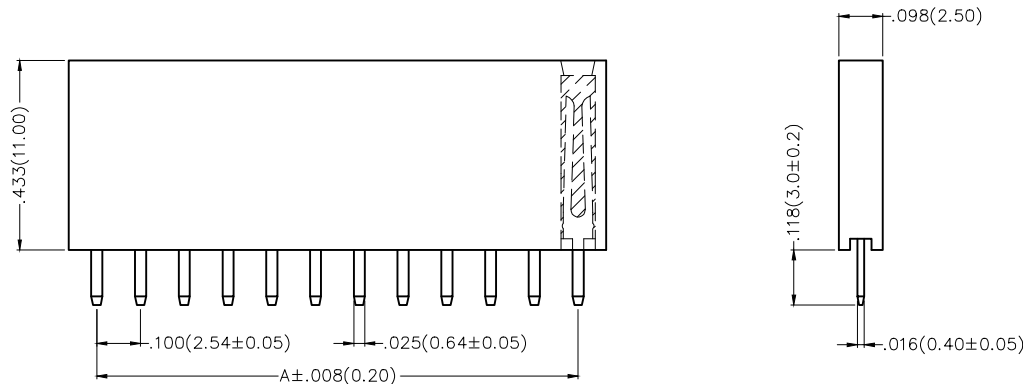
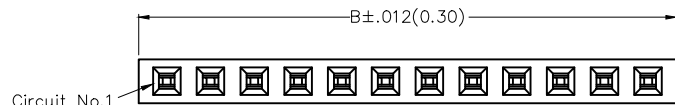
SPECIFICATIONS

Electrical

Current Rating: 3A AC(rms)/DC
 Voltage Rating: 250V AC(rms)/DC
 Contact Resistance: 20 mΩ Max
 Insulation Resistance: 1000 MΩ Min
 Withstanding Voltage: 500V AC r.m.s
 Temperature Range—Operating: -40°C~+85°C

Material and Plating

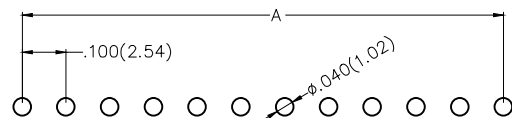
Housing: PBT/PA6T (UL 94V-0)
 Contact Pin: Brass
 Plating: Gold Plated/Selective gold in contact area, tin on tail



Ordering Information

FFH 254 56 — S XX S X XX X K6 X
 1 2 3 4 5 6 7 8 9 10 11

1 Category FFH—Female Header	2 Series Number 254—Pitch2.54mm	3 Distinction No. 56	4 Row Option S—Single row	5 Circuits XX	6 Entry Angle S—180° Vertical
7 Plating 1—Gold Plated 3—Selective gold in contact area, tin on tail	8 Thickness of Plating 00—Gold Flash 05—5μ" Custom plate available	9 Material—Resin 1—PBT 4—PA6T	10 Color—Resin K6—Black	11 Packaging K—Tray L—Tube	



Recommended P.C.Board Layout

THIRD ANGLE PROJECTION	GENERAL TOLERANCES (UNLESS SPECIFIED)		APPROVE BY FRANK	DATE 04/JAN/17	PART NO. FFH25456—SXXSXXXXK6X	ITEM NO. FFH25456	
	X.±.012(0.30)	X.±5'	CHECKED BY CHERRY	DATE 04/JAN/17	TITLE Board to Board (Female Header) Pitch 2.54mm 180° Vertical (DIP)		
DESIGN UNITS Inch (metric)	X.X±.008(0.20)	.X'±2'	DRAWN BY KATE	DATE 04/JAN/17	THIS DRAWING CONTAINS INFORMATION THAT IS PROPRIETARY TO DONG GUAN LANG LUN(3K-KAMING) ELECTRONIC PRODUCTS CO., LTD. AND SHOULD NOT BE USED WITHOUT WRITTEN PERMISSION		
SCALE 5:1	SIZE A4	X.XX±.006(0.15)					

1 2 3 4 5 6 7 8

REV	LOCATIONS	DESCRIPTION	DATE	REVISER	APPD



Circuits (n)	Part No.	Dimensions(in/mm)		Circuits (n)	Part No.	Dimensions(in/mm)	
		A	B			A	B
2	FFH25456-S02SXXXXK6X	.100(2.54)	.228(5.78)	22	FFH25456-S22SXXXXK6X	2.100(53.34)	2.228(56.58)
3	FFH25456-S03SXXXXK6X	.200(5.08)	.328(8.32)	23	FFH25456-S23SXXXXK6X	2.200(55.88)	2.328(59.12)
4	FFH25456-S04SXXXXK6X	.300(7.62)	.428(10.86)	24	FFH25456-S24SXXXXK6X	2.300(58.42)	2.428(61.66)
5	FFH25456-S05SXXXXK6X	.400(10.16)	.528(13.40)	25	FFH25456-S25SXXXXK6X	2.400(60.96)	2.528(64.20)
6	FFH25456-S06SXXXXK6X	.500(12.70)	.628(15.94)	26	FFH25456-S26SXXXXK6X	2.500(63.50)	2.628(66.74)
7	FFH25456-S07SXXXXK6X	.600(15.24)	.728(18.48)	27	FFH25456-S27SXXXXK6X	2.600(66.04)	2.728(69.28)
8	FFH25456-S08SXXXXK6X	.700(17.78)	.828(21.02)	28	FFH25456-S28SXXXXK6X	2.700(68.58)	2.828(71.82)
9	FFH25456-S09SXXXXK6X	.800(20.32)	.928(23.56)	29	FFH25456-S29SXXXXK6X	2.800(71.12)	2.928(74.36)
10	FFH25456-S10SXXXXK6X	.900(22.86)	1.028(26.10)	30	FFH25456-S30SXXXXK6X	2.900(73.66)	3.028(76.90)
11	FFH25456-S11SXXXXK6X	1.000(25.40)	1.128(28.64)	31	FFH25456-S31SXXXXK6X	3.000(76.20)	3.128(79.44)
12	FFH25456-S12SXXXXK6X	1.100(27.94)	1.228(31.18)	32	FFH25456-S32SXXXXK6X	3.100(78.74)	3.228(81.98)
13	FFH25456-S13SXXXXK6X	1.200(30.48)	1.328(33.72)	33	FFH25456-S33SXXXXK6X	3.200(81.28)	3.328(84.52)
14	FFH25456-S14SXXXXK6X	1.300(33.02)	1.428(36.26)	34	FFH25456-S34SXXXXK6X	3.300(83.82)	3.428(87.06)
15	FFH25456-S15SXXXXK6X	1.400(35.56)	1.528(38.80)	35	FFH25456-S35SXXXXK6X	3.400(86.36)	3.528(89.60)
16	FFH25456-S16SXXXXK6X	1.500(38.10)	1.628(41.34)	36	FFH25456-S36SXXXXK6X	3.500(88.90)	3.628(92.14)
17	FFH25456-S17SXXXXK6X	1.600(40.64)	1.728(43.88)	37	FFH25456-S37SXXXXK6X	3.600(91.44)	3.728(94.68)
18	FFH25456-S18SXXXXK6X	1.700(43.18)	1.828(46.42)	38	FFH25456-S38SXXXXK6X	3.700(93.98)	3.828(97.22)
19	FFH25456-S19SXXXXK6X	1.800(45.72)	1.928(48.96)	39	FFH25456-S39SXXXXK6X	3.800(96.52)	3.928(99.76)
20	FFH25456-S20SXXXXK6X	1.900(48.26)	2.028(51.50)	40	FFH25456-S40SXXXXK6X	3.900(99.06)	4.028(102.30)
21	FFH25456-S21SXXXXK6X	2.000(50.80)	2.128(54.04)				



 THIRD ANGLE PROJECTION	GENERAL TOLERANCES (UNLESS SPECIFIED)		APPROVE BY FRANK	DATE 04/JAN/17	PART NO. FFH25456-SXXSXXXXK6X	ITEM NO. FFH25456	 3K-KAMI NG	
	X.±.012(0.30)	X'±5'	CHECKED BY CHERRY	DATE 04/JAN/17	TITLE Board to Board (Female Header) Pitch 2.54mm 180° Vertical (DIP)			REV 0
	DESIGN UNITS Inch (metric)	X.X±.008(0.20)	X'±2'	DRAWN BY KATE	DATE 04/JAN/17	THIS DRAWING CONTAINS INFORMATION THAT IS PROPRIETARY TO DONG GUAN LANG LUN(3K-KAMI NG) ELECTRONIC PRODUCTS CO., LTD. AND SHOULD NOT BE USED WITHOUT WRITTEN PERMISSION		
SCALE 5:1	SIZE A4	X.XX±.006(0.15)	X'±1'					
		X.XXX±.004(0.10)	.XXX'±0.5'					

REV	LOCATIONS	DESCRIPTION	DATE	REVISER	APPD

A

B

C

D

E

F

A

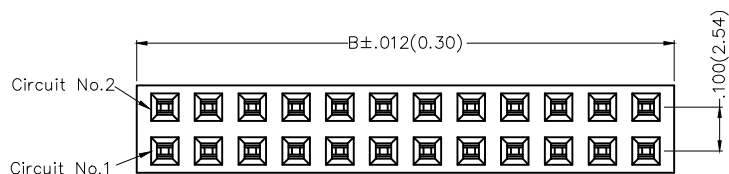
B

C

D

E

F



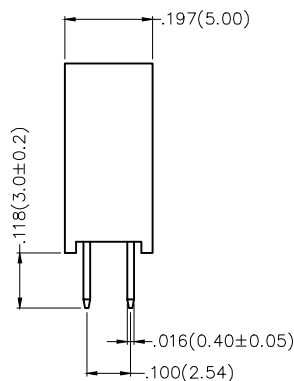
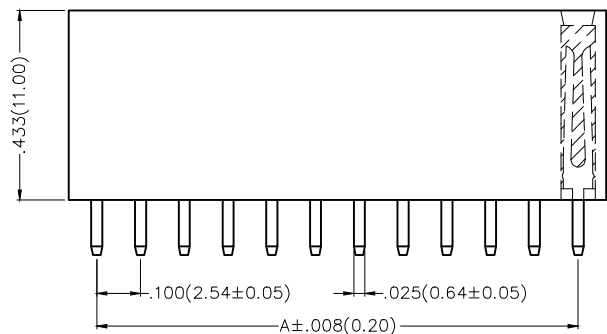
SPECIFICATIONS

Electrical

Current Rating: 3A AC(rms)/DC
 Voltage Rating: 250V AC(rms)/DC
 Contact Resistance: 20 mΩ Max
 Insulation Resistance: 1000 MΩ Min
 Withstanding Voltage: 500V AC r.m.s
 Temperature Range—Operating: -40°C~+85°C

Material and Plating

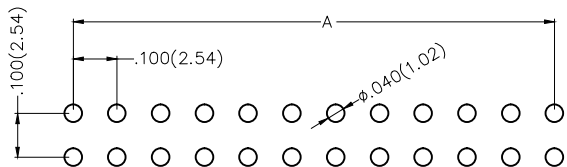
Housing: PBT/PA6T (UL 94V-0)
 Contact Pin: Brass
 Plating: Gold Plated/Selective gold in contact area, tin on tail



Ordering Information

FFH 254 56 — D XX S X XX X K6 X
 1 2 3 4 5 6 7 8 9 10 11

1 Category FFH—Female Header	2 Series Number 254—Pitch2.54mm	3 Distinction No. 56	4 Row Option D—Double Row	5 Circuits XX	6 Entry Angle S—180° Vertical
7 Plating 1—Gold Plated 3—Selective gold in contact area, tin on tail	8 Thickness of Plating 00—Gold Flash 05—5μ" Custom plate available	9 Material—Resin 1—PBT 4—PA6T	10 Color—Resin K6—Black	11 Packaging K—Tray L—Tube	



Recommended P.C.Board Layout

<p>THIRD ANGLE PROJECTION</p>	GENERAL TOLERANCES (UNLESS SPECIFIED)		APPROVE BY FRANK	DATE 04/JAN/17	PART NO. FFH25456—DXXSXXXXK6X	ITEM NO. FFH25456	<p>3K-KAMING</p>
	X.±.012(0.30)	X.±5'	CHECKED BY CHERRY	DATE 04/JAN/17	TITLE Board to Board (Female Header) Pitch 2.54mm 180° Vertical (DIP)		
DESIGN UNITS Inch (metric)	X.X±.008(0.20)	.X'±2'	DRAWN BY KATE	DATE 04/JAN/17	THIS DRAWING CONTAINS INFORMATION THAT IS PROPRIETARY TO DONG GUAN LANG LUN(3K-KAMING) ELECTRONIC PRODUCTS CO., LTD. AND SHOULD NOT BE USED WITHOUT WRITTEN PERMISSION		
SCALE 5:1	SIZE A4	X.XX±.006(0.15)					
		X.XXX±.004(0.10)					

1 2 3 4 5 6 7 8

REV	LOCATIONS	DESCRIPTION	DATE	REVISER	APPD



Circuits (n)	Part No.	Dimensions(in/mm)		Circuits (n)	Part No.	Dimensions(in/mm)	
		A	B			A	B
4	FFH25456-D04SXXXXK6X	.100(2.54)	.228(5.78)	44	FFH25456-D44SXXXXK6X	2.100(53.34)	2.228(56.58)
6	FFH25456-D06SXXXXK6X	.200(5.08)	.328(8.32)	46	FFH25456-D46SXXXXK6X	2.200(55.88)	2.328(59.12)
8	FFH25456-D08SXXXXK6X	.300(7.62)	.428(10.86)	48	FFH25456-D48SXXXXK6X	2.300(58.42)	2.428(61.66)
10	FFH25456-D10SXXXXK6X	.400(10.16)	.528(13.40)	50	FFH25456-D50SXXXXK6X	2.400(60.96)	2.528(64.20)
12	FFH25456-D12SXXXXK6X	.500(12.70)	.628(15.94)	52	FFH25456-D52SXXXXK6X	2.500(63.50)	2.628(66.74)
14	FFH25456-D14SXXXXK6X	.600(15.24)	.728(18.48)	54	FFH25456-D54SXXXXK6X	2.600(66.04)	2.728(69.28)
16	FFH25456-D16SXXXXK6X	.700(17.78)	.828(21.02)	56	FFH25456-D56SXXXXK6X	2.700(68.58)	2.828(71.82)
18	FFH25456-D18SXXXXK6X	.800(20.32)	.928(23.56)	58	FFH25456-D58SXXXXK6X	2.800(71.12)	2.928(74.36)
20	FFH25456-D20SXXXXK6X	.900(22.86)	1.028(26.10)	60	FFH25456-D60SXXXXK6X	2.900(73.66)	3.028(76.90)
22	FFH25456-D22SXXXXK6X	1.000(25.40)	1.128(28.64)	62	FFH25456-D62SXXXXK6X	3.000(76.20)	3.128(79.44)
24	FFH25456-D24SXXXXK6X	1.100(27.94)	1.228(31.18)	64	FFH25456-D64SXXXXK6X	3.100(78.74)	3.228(81.98)
26	FFH25456-D26SXXXXK6X	1.200(30.48)	1.328(33.72)	66	FFH25456-D66SXXXXK6X	3.200(81.28)	3.328(84.52)
28	FFH25456-D28SXXXXK6X	1.300(33.02)	1.428(36.26)	68	FFH25456-D68SXXXXK6X	3.300(83.82)	3.428(87.06)
30	FFH25456-D30SXXXXK6X	1.400(35.56)	1.528(38.80)	70	FFH25456-D70SXXXXK6X	3.400(86.36)	3.528(89.60)
32	FFH25456-D32SXXXXK6X	1.500(38.10)	1.628(41.34)	72	FFH25456-D72SXXXXK6X	3.500(88.90)	3.628(92.14)
34	FFH25456-D34SXXXXK6X	1.600(40.64)	1.728(43.88)	74	FFH25456-D74SXXXXK6X	3.600(91.44)	3.728(94.68)
36	FFH25456-D36SXXXXK6X	1.700(43.18)	1.828(46.42)	76	FFH25456-D76SXXXXK6X	3.700(93.98)	3.828(97.22)
38	FFH25456-D38SXXXXK6X	1.800(45.72)	1.928(48.96)	78	FFH25456-D78SXXXXK6X	3.800(96.52)	3.928(99.76)
40	FFH25456-D40SXXXXK6X	1.900(48.26)	2.028(51.50)	80	FFH25456-D80SXXXXK6X	3.900(99.06)	4.028(102.30)
42	FFH25456-D42SXXXXK6X	2.000(50.80)	2.128(54.04)				



 THIRD ANGLE PROJECTION	GENERAL TOLERANCES (UNLESS SPECIFIED)		APPROVE BY FRANK	DATE 04/JAN/17	PART NO. FFH25456-DXXSXXXXK6X	ITEM NO. FFH25456	 3K-KAMING®	
	X.±.012(0.30)	X.±5'	CHECKED BY CHERRY	DATE 04/JAN/17	TITLE Board to Board (Female Header) Pitch 2.54mm 180° Vertical (DIP)			REV 0
	DESIGN UNITS Inch (metric)	X.X±.008(0.20)	.X'±2'	DRAWN BY KATE	DATE 04/JAN/17	THIS DRAWING CONTAINS INFORMATION THAT IS PROPRIETARY TO DONG GUAN LANG LUN(3K-KAMING) ELECTRONIC PRODUCTS CO., LTD. AND SHOULD NOT BE USED WITHOUT WRITTEN PERMISSION		
	SCALE 5:1	SIZE A4	X.XX±.006(0.15)	.XX'±1'	X.XX±.004(0.10)	.XX'±0.5'		

1 2 3 4 5 6 7 8