

REV	LOCATIONS	DESCRIPTION	DATE	REVISER	APPD

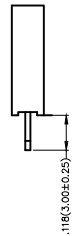
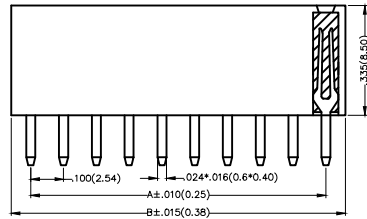
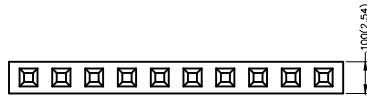


Electrical

Current Rating: 3A AC(rms)/DC
Voltage Rating: 250V AC(rms)/DC
Contact Resistance: 20 mΩ Max
Insulation Resistance: 1000 MΩ MIN
Withstanding Voltage: 500V AC r.m.s
Temperature Range-Operating: -40°C ~+105°C

Material and Plating

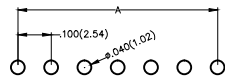
Housing: PBT/PA6T(UL 94V-0)
Contact Pin: Brass
Plating: Gold Plated/Selective gold in contact area,
tin on tail



Ordering Information

FFH 254 05 — S XX S X XX X K6 X
1 2 3 4 5 6 7 8 9 10 11

1 Category FFH-Female Header	2 Series Number 254-Pitch2.54mm	3 Distinction No. 05	4 Row Option S-Single row	5 Circuits XX	6 Entry Angle S-180° Vertical
7 Plating 1-Gold Plated 3-Selective gold in contact area, tin on tail	8 Thickness of Plating 00-Gold Flash 05-5μ" Custom plate available	9 Material-Resin 1-PBT 4-PA6T	10 Color-Resin K6-Black	11 Packaging K-Tray L-PE Tube	



Recommended P.C.Board Layout

THIRD ANGLE PROJECTION	GENERAL TOLERANCES (UNLESS SPECIFIED)		APPROVE BY FRANK	DATE 12/AUG/13	PART NO. FFH25405-SXXSXXXK6X	ITEM NO. FFH25405		
	DESIGN UNITS Inch (metric)	X.±.012(0.30) X.X±.008(0.20) X.XX±.006(0.15) X.XXX±.004(0.10)	X.'±5' .X'±2' .XX'±1' .XXX'±0.5'	CHECKED BY CHERRY	DATE 12/AUG/13	TITLE Board to Board (Female Header) Pitch 2.54mm 180° Vertical (DIP)		REV 0
SCALE 5:1	SIZE A4	DRAWN BY JACOB		DATE 12/AUG/13	THIS DRAWING CONTAINS INFORMATION THAT IS PROPRIETARY TO DONG GUAN LANG LUN(3K-KAMING) ELECTRONIC PRODUCTS CO., LTD. AND SHOULD NOT BE USED WITHOUT WRITTEN PERMISSION			



REV	LOCATIONS	DESCRIPTION	DATE	REVISER	APPD

Circuits (n)	Part No.	Dimensions(in/mm)		Circuits (n)	Part No.	Dimensions(in/mm)	
		A	B			A	B
2	FFH25405-S02SXXXXK6X	.100(2.54)	.220(5.58)	22	FFH25405-S22SXXXXK6X	2.100(53.34)	2.220(56.38)
3	FFH25405-S03SXXXXK6X	.200(5.08)	.320(8.12)	23	FFH25405-S23SXXXXK6X	2.200(55.88)	2.320(58.92)
4	FFH25405-S04SXXXXK6X	.300(7.62)	.420(10.66)	24	FFH25405-S24SXXXXK6X	2.300(58.42)	2.420(61.46)
5	FFH25405-S05SXXXXK6X	.400(10.16)	.520(13.20)	25	FFH25405-S25SXXXXK6X	2.400(60.96)	2.520(64.00)
6	FFH25405-S06SXXXXK6X	.500(12.70)	.620(15.74)	26	FFH25405-S26SXXXXK6X	2.500(63.50)	2.620(66.54)
7	FFH25405-S07SXXXXK6X	.600(15.24)	.720(18.28)	27	FFH25405-S27SXXXXK6X	2.600(66.04)	2.720(69.08)
8	FFH25405-S08SXXXXK6X	.700(17.78)	.820(20.82)	28	FFH25405-S28SXXXXK6X	2.700(68.58)	2.820(71.62)
9	FFH25405-S09SXXXXK6X	.800(20.32)	.920(23.36)	29	FFH25405-S29SXXXXK6X	2.800(71.12)	2.920(74.16)
10	FFH25405-S10BXXXXK6K	.900(22.86)	1.020(25.90)	30	FFH25405-S30SXXXXK6X	2.900(73.66)	3.020(76.70)
11	FFH25405-S11SXXXXK6X	1.000(25.40)	1.120(28.44)	31	FFH25405-S31SXXXXK6X	3.000(76.20)	3.120(79.24)
12	FFH25405-S12SXXXXK6X	1.100(27.94)	1.220(30.98)	32	FFH25405-S32SXXXXK6X	3.100(78.74)	3.220(81.78)
13	FFH25405-S13SXXXXK6X	1.200(30.48)	1.320(33.52)	33	FFH25405-S33SXXXXK6X	3.200(81.28)	3.320(84.32)
14	FFH25405-S14SXXXXK6X	1.300(33.02)	1.420(36.06)	34	FFH25405-S34SXXXXK6X	3.300(83.82)	3.420(86.86)
15	FFH25405-S15SXXXXK6X	1.400(35.56)	1.520(38.60)	35	FFH25405-S35SXXXXK6X	3.400(86.36)	3.520(89.40)
16	FFH25405-S16SXXXXK6X	1.500(38.10)	1.620(41.14)	36	FFH25405-S36SXXXXK6X	3.500(88.90)	3.620(91.94)
17	FFH25405-S17SXXXXK6X	1.600(40.64)	1.720(43.68)	37	FFH25405-S37SXXXXK6X	3.600(91.44)	3.720(94.48)
18	FFH25405-S18SXXXXK6X	1.700(43.18)	1.820(46.22)	38	FFH25405-S38SXXXXK6X	3.700(93.98)	3.820(97.02)
19	FFH25405-S19SXXXXK6K	1.800(45.72)	1.920(48.76)	39	FFH25405-S39SXXXXK6X	3.800(96.52)	3.920(99.56)
20	FFH25405-S20SXXXXK6X	1.900(48.26)	2.020(51.30)	40	FFH25405-S40SXXXXK6X	3.900(99.06)	4.020(102.10)
21	FFH25405-S21SXXXXK6X	2.000(50.80)	2.120(53.84)				



 THIRD ANGLE PROJECTION	GENERAL TOLERANCES (UNLESS SPECIFIED)		APPROVE BY	DATE	PART NO.	ITEM NO.	 3K-KAMING
	X.±.012(0.30)	X.±5'	FRANK	12/AUG/13	FFH25405-SXXSXXXXK6X	FFH25405	
	X.X±.008(0.20)	.X'±2'	CHECKED BY	DATE	TITLE		
DESIGN UNITS Inch (metric)	X.XX±.006(0.15)	.XX'±1'	CHERRY	12/AUG/13	Board to Board (Female Header) Pitch 2.54mm 180° Vertical (DIP)	REV 0	SHEET NO. 1/1
SCALE 5:1	SIZE A4	X.XXX±.004(0.10)	.XXX'±0.5'	DRAWN BY	DATE	THIS DRAWING CONTAINS INFORMATION THAT IS PROPRIETARY TO DONG GUAN LANG LUN(3K-KAMING) ELECTRONIC PRODUCTS CO.,LTD. AND SHOULD NOT BE USED WITHOUT WRITTEN PERMISSION	
			JACOB	12/AUG/13			

1 2 3 4 5 6 7 8

REV	LOCATIONS	DESCRIPTION	DATE	REVISER	APPD

A

B

C

D

E

F

A

B

C

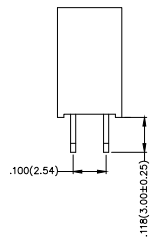
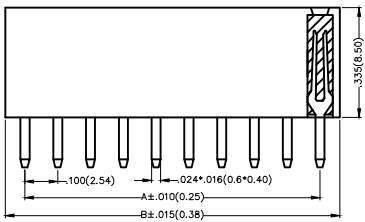
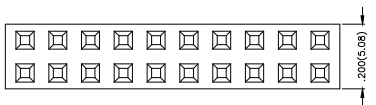
D

E

F



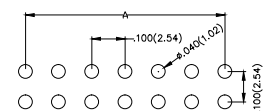
Electrical
 Current Rating: 3A AC(rms)/DC
 Voltage Rating: 250V AC(rms)/DC
 Contact Resistance: 20 mΩ Max
 Insulation Resistance: 1000 MΩ MIN
 Withstanding Voltage: 500V AC r.m.s
 Temperature Range—Operating: -40°C~+105°C
 Material and Plating
 Housing: PBT/PA6T(UL 94V-0)
 Contact Pin: Brass
 Plating: Gold Plated/Selective gold in contact area, tin on tail



Ordering Information

FFH 254 05 — D XX S X XX X K6 X
 1 2 3 4 5 6 7 8 9 10 11

1 Category FFH—Female Header	2 Series Number 254—Pitch2.54mm	3 Distinction No. 05	4 Row Option D—Double Row	5 Circuits XX	6 Entry Angle S—180° Vertical
7 Plating 1—Gold Plated 3—Selective gold in contact area, tin on tail	8 Thickness of Plating 00—Gold Flash 05—5μ" Custom plate available	9 Material—Resin 1—PBT 4—PA6T	10 Color—Resin K6—Black	11 Packaging K—Tray L—PE Tube	



Recommended P.C.Board Layout

 THIRD ANGLE PROJECTION	GENERAL TOLERANCES (UNLESS SPECIFIED)		APPROVE BY FRANK	DATE 12/AUG/13	PART NO. FFH25405-DXXSXXXK6X	ITEM NO. FFH25405	 3K-KAMING
	DESIGN UNITS Inch (metric)	X.±.012(0.30)	X.'±5'	CHECKED BY CHERRY	DATE 12/AUG/13	TITLE Board to Board (Female Header) Pitch 2.54mm 180° Vertical (DIP)	
SCALE 5:1	SIZE A4	X.XX±.006(0.15)	.XX'±1'	DRAWN BY JACOB	DATE 12/AUG/13	THIS DRAWING CONTAINS INFORMATION THAT IS PROPRIETARY TO DONG GUAN LANG LUN(3K-KAMING) ELECTRONIC PRODUCTS CO., LTD. AND SHOULD NOT BE USED WITHOUT WRITTEN PERMISSION	
		X.XXX±.004(0.10)	.XXX'±0.5'			REV 0	SHEET NO. 1/1

1 2 3 4 5 6 7 8



REV	LOCATIONS	DESCRIPTION	DATE	REVISER	APPD

Circuits (n)	Part No.	Dimensions(in/mm)		Circuits (n)	Part No.	Dimensions(in/mm)	
		A	B			A	B
4	FFH25405-D04SXXXXK6X	.100(2.54)	.220(5.58)	44	FFH25405-D44SXXXXK6X	2.100(53.34)	2.220(56.38)
6	FFH25405-D06SXXXXK6X	.200(5.08)	.320(8.12)	46	FFH25405-D46SXXXXK6X	2.200(55.88)	2.320(58.92)
8	FFH25405-D08SXXXXK6X	.300(7.62)	.420(10.66)	48	FFH25405-D48SXXXXK6X	2.300(58.42)	2.420(61.46)
10	FFH25405-D10SXXXXK6X	.400(10.16)	.520(13.20)	50	FFH25405-D50SXXXXK6X	2.400(60.96)	2.520(64.00)
12	FFH25405-D12SXXXXK6X	.500(12.70)	.620(15.74)	52	FFH25405-D52SXXXXK6X	2.500(63.50)	2.620(66.54)
14	FFH25405-D14SXXXXK6X	.600(15.24)	.720(18.28)	54	FFH25405-D54SXXXXK6X	2.600(66.04)	2.720(69.08)
16	FFH25405-D16SXXXXK6X	.700(17.78)	.820(20.82)	56	FFH25405-D56SXXXXK6X	2.700(68.58)	2.820(71.62)
18	FFH25405-D18SXXXXK6X	.800(20.32)	.920(23.36)	58	FFH25405-D58SXXXXK6X	2.800(71.12)	2.920(74.16)
20	FFH25405-D20BXXXXK6K	.900(22.86)	1.020(25.90)	60	FFH25405-D60SXXXXK6X	2.900(73.66)	3.020(76.70)
22	FFH25405-D22SXXXXK6X	1.000(25.40)	1.120(28.44)	62	FFH25405-D62SXXXXK6X	3.000(76.20)	3.120(79.24)
24	FFH25405-D24SXXXXK6X	1.100(27.94)	1.220(30.98)	64	FFH25405-D64SXXXXK6X	3.100(78.74)	3.220(81.78)
26	FFH25405-D26SXXXXK6X	1.200(30.48)	1.320(33.52)	66	FFH25405-D66SXXXXK6X	3.200(81.28)	3.320(84.32)
28	FFH25405-D28SXXXXK6X	1.300(33.02)	1.420(36.06)	68	FFH25405-D68SXXXXK6X	3.300(83.82)	3.420(86.86)
30	FFH25405-D30SXXXXK6X	1.400(35.56)	1.520(38.60)	70	FFH25405-D70SXXXXK6X	3.400(86.36)	3.520(89.40)
32	FFH25405-D32SXXXXK6X	1.500(38.10)	1.620(41.14)	72	FFH25405-D72SXXXXK6X	3.500(88.90)	3.620(91.94)
34	FFH25405-D34SXXXXK6X	1.600(40.64)	1.720(43.68)	74	FFH25405-D74SXXXXK6X	3.600(91.44)	3.720(94.48)
36	FFH25405-D36SXXXXK6X	1.700(43.18)	1.820(46.22)	76	FFH25405-D76SXXXXK6X	3.700(93.98)	3.820(97.02)
38	FFH25405-D38SXXXXK6K	1.800(45.72)	1.920(48.76)	78	FFH25405-D78SXXXXK6X	3.800(96.52)	3.920(99.56)
40	FFH25405-D40SXXXXK6X	1.900(48.26)	2.020(51.30)	80	FFH25405-D80SXXXXK6X	3.900(99.06)	4.020(102.10)
42	FFH25405-D42SXXXXK6X	2.000(50.80)	2.120(53.84)				

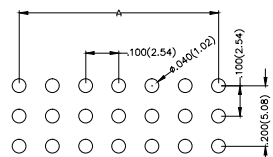
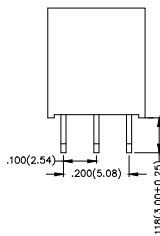
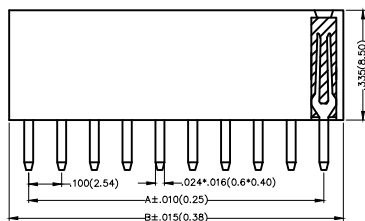
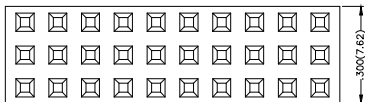


 THIRD ANGLE PROJECTION	GENERAL TOLERANCES (UNLESS SPECIFIED)		APPROVE BY FRANK	DATE 12/AUG/13	PART NO. FFH25405-DXXSXXXXK6X	ITEM NO. FFH25405	 3K-KAMING		
	DESIGN UNITS Inch (metric)	X.±.012(0.30)	X.±5'	CHECKED BY CHERRY	DATE 12/AUG/13	TITLE Board to Board (Female Header) Pitch 2.54mm 180° Vertical (DIP)		REV 0	SHEET NO. 1/1
	SCALE 5:1	SIZE A4	X.XX±.006(0.15)	.XX±1'	DRAWN BY JACOB	DATE 12/AUG/13		THIS DRAWING CONTAINS INFORMATION THAT IS PROPRIETARY TO DONG GUAN LANG LUN(3K-KAMING) ELECTRONIC PRODUCTS CO.,LTD. AND SHOULD NOT BE USED WITHOUT WRITTEN PERMISSION	

REV	LOCATIONS	DESCRIPTION	DATE	REVISER	APPD



Electrical
 Current Rating: 3A AC(rms)/DC
 Voltage Rating: 250V AC(rms)/DC
 Contact Resistance: 20 mΩ Max
 Insulation Resistance: 1000 MΩ MIN
 Withstanding Voltage: 500V AC r.m.s
 Temperature Range-Operating: -40°C ~ +105°C
 Material and Plating
 Housing: Glass Filled Polyester(UL 94V-0)
 Contact Pin: Brass
 Plating: Gold Plated/Selective gold in contact area, tin on tail



Recommended P.C.Board Layout

Ordering Information

FFH 254 05 — T XX S X XX X K6 X
 1 2 3 4 5 6 7 8 9 10 11

1 Category FFH-Female Header	2 Series Number 254-Pitch2.54mm	3 Distinction No. 05	4 Row Option T-Triple Row	5 Circuits XX	6 Entry Angle S-180° Vertical
7 Plating 1-Gold Plated 3-Selective gold in contact area, tin on tail	8 Thickness of Plating 00-Gold Flash 05-5μ" Custom plate available	9 Material-Resin 1-PBT 4-PA6T	10 Color-Resin K6-Black	11 Packaging K-Tray L-PE Tube	

THIRD ANGLE PROJECTION	GENERAL TOLERANCES (UNLESS SPECIFIED)		APPROVE BY FRANK	DATE 12/AUG/13	PART NO. FFH25405-TXXSXXXK6X	ITEM NO. FFH25405	
	DESIGN UNITS Inch (metric)	X.±.012(0.30) X.'±5'	CHECKED BY CHERRY	DATE 12/AUG/13	TITLE Board to Board (Female Header) Pitch 2.54mm 180° Vertical (DIP)		
SCALE 5:1	SIZE A4	X.XX±.006(0.15) .XX±1'	DRAWN BY JACOB	DATE 12/AUG/13	THIS DRAWING CONTAINS INFORMATION THAT IS PROPRIETARY TO DONG GUAN LANG LUN(3K-KAMING) ELECTRONIC PRODUCTS CO.,LTD. AND SHOULD NOT BE USED WITHOUT WRITTEN PERMISSION		



REV	LOCATIONS	DESCRIPTION	DATE	REVISER	APPD

Circuits (n)	Part No.	Dimensions(in/mm)		Circuits (n)	Part No.	Dimensions(in/mm)	
		A	B			A	B
-	---	.100(2.54)	.220(5.58)	66	FFH25405-T66SXXXXK6X	2.100(53.34)	2.220(56.38)
9	FFH25405-T09SXXXXK6X	.200(5.08)	.320(8.12)	69	FFH25405-T69SXXXXK6X	2.200(55.88)	2.320(58.92)
12	FFH25405-T12SXXXXK6X	.300(7.62)	.420(10.66)	72	FFH25405-T72SXXXXK6X	2.300(58.42)	2.420(61.46)
15	FFH25405-T15SXXXXK6X	.400(10.16)	.520(13.20)	75	FFH25405-T75SXXXXK6X	2.400(60.96)	2.520(64.00)
18	FFH25405-T18SXXXXK6X	.500(12.70)	.620(15.74)	78	FFH25405-T78SXXXXK6X	2.500(63.50)	2.620(66.54)
21	FFH25405-T21SXXXXK6X	.600(15.24)	.720(18.28)	81	FFH25405-T81SXXXXK6X	2.600(66.04)	2.720(69.08)
24	FFH25405-T24SXXXXK6X	.700(17.78)	.820(20.82)	84	FFH25405-T84SXXXXK6X	2.700(68.58)	2.820(71.62)
27	FFH25405-T27SXXXXK6X	.800(20.32)	.920(23.36)	87	FFH25405-T87SXXXXK6X	2.800(71.12)	2.920(74.16)
30	FFH25405-T30SXXXXK6X	.900(22.86)	1.020(25.90)	90	FFH25405-T90SXXXXK6X	2.900(73.66)	3.020(76.70)
33	FFH25405-T33BXXXXK6K	1.000(25.40)	1.120(28.44)	93	FFH25405-T93SXXXXK6X	3.000(76.20)	3.120(79.24)
36	FFH25405-T36SXXXXK6X	1.100(27.94)	1.220(30.98)	96	FFH25405-T96SXXXXK6X	3.100(78.74)	3.220(81.78)
39	FFH25405-T39SXXXXK6X	1.200(30.48)	1.320(33.52)	99	FFH25405-T99SXXXXK6X	3.200(81.28)	3.320(84.32)
42	FFH25405-T42SXXXXK6X	1.300(33.02)	1.420(36.06)	102	FFH25405-T102SXXXXK6X	3.300(83.82)	3.420(86.86)
45	FFH25405-T45SXXXXK6X	1.400(35.56)	1.520(38.60)	105	FFH25405-T105SXXXXK6X	3.400(86.36)	3.520(89.40)
48	FFH25405-T48SXXXXK6X	1.500(38.10)	1.620(41.14)	108	FFH25405-T108SXXXXK6X	3.500(88.90)	3.620(91.94)
51	FFH25405-T51SXXXXK6X	1.600(40.64)	1.720(43.68)	111	FFH25405-T111SXXXXK6X	3.600(91.44)	3.720(94.48)
54	FFH25405-T54SXXXXK6X	1.700(43.18)	1.820(46.22)	114	FFH25405-T114SXXXXK6X	3.700(93.98)	3.820(97.02)
57	FFH25405-T57SXXXXK6X	1.800(45.72)	1.920(48.76)	117	FFH25405-T117SXXXXK6X	3.800(96.52)	3.920(99.56)
60	FFH25405-T60SXXXXK6K	1.900(48.26)	2.020(51.30)	120	FFH25405-T120SXXXXK6X	3.900(99.06)	4.020(102.10)
63	FFH25405-T63SXXXXK6X	2.000(50.80)	2.120(53.84)				



 THIRD ANGLE PROJECTION	GENERAL TOLERANCES (UNLESS SPECIFIED)		APPROVE BY FRANK	DATE 12/AUG/13	PART NO. FFH25405-TXXSXXXXK6X	ITEM NO. FFH25405	 3K-KAMING	
	DESIGN UNITS Inch (metric)	X.±.012(0.30)	.X'±5'	CHECKED BY CHERRY	DATE 12/AUG/13	TITLE Board to Board (Female Header) Pitch 2.54mm 180° Vertical (DIP)		
SCALE 5:1	SIZE A4	X.XX±.006(0.15)	.XX'±1'	DRAWN BY JACOB	DATE 12/AUG/13	THIS DRAWING CONTAINS INFORMATION THAT IS PROPRIETARY TO DONG GUAN LANG LUN(3K-KAMING) ELECTRONIC PRODUCTS CO.,LTD. AND SHOULD NOT BE USED WITHOUT WRITTEN PERMISSION	REV 0	SHEET NO. 1/1