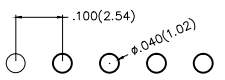
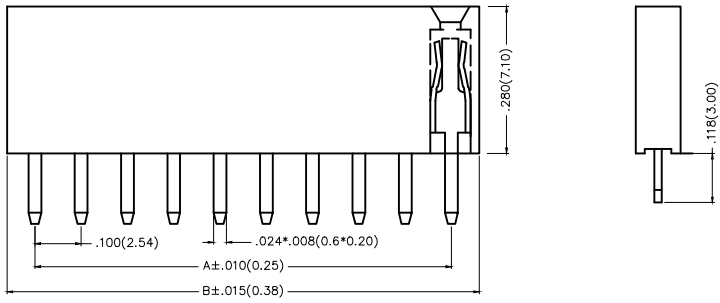
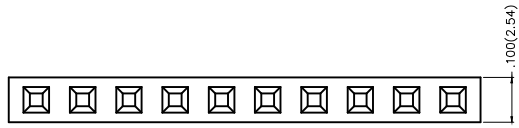


REV	LOCATIONS	DESCRIPTION	DATE	REVISER	APPD



Electrical
 Current Rating: 3A AC(rms)/DC
 Voltage Rating: 250V AC(rms)/DC
 Contact Resistance: 20 mΩ Max
 Insulation Resistance: 1000 MΩ MIN
 Withstanding Voltage: 500V AC r.m.s
 Temperature Range—Operating: -40°C~+105°C

Material and Plating
 Housing: PBT/PA6T(UL 94V-0)
 Contact Pin: Phosphor Bronze
 Plating: Gold Plated/Selective gold in contact area,
 matte(bright) tin on tail



Recommended P.C.Board Layout



Ordering Information
 FFH 254 03 — S XX S X XX X K6 K
 1 2 3 4 5 6 7 8 9 10 11

1 Category FFH—Female Header	2 Series Number 254—Pitch 2.54mm	3 Distinction No. 03	4 Row Option S—Single row	5 Circuits XX	6 Entry Angle S—180° Vertical
7 Plating 1—Gold Plated 3—Selective gold in contact area, matte(bright) tin on tail	8 Thickness of Plating 00—Gold Flash 05—5μ" Custom plate available	9 Material—Resin 1—PBT 4—PA6T	10 Color—Resin K6—Black	11 Packaging K—Tray	

 THIRD ANGLE PROJECTION	GENERAL TOLERANCES (UNLESS SPECIFIED)		APPROVE BY FRANK	DATE 12/AUG/13	PART NO. FFH25403-SXXSXXXK6K	ITEM NO. FFH25403	 3K-KAMING®
	DESIGN UNITS Inch (metric)	X.±.012(0.30) X.X±.008(0.20)	X.±5° .X±2°	CHECKED BY CHERRY	DATE 12/AUG/13	TITLE Board to Board (Female Header) Pitch 2.54mm 180° Vertical (DIP)	
SCALE 5:1	SIZE A4	X.XX±.006(0.15) X.XXX±.004(0.10)	.XX±1° .XXX±0.5°	DRAWN BY JACOB	DATE 12/AUG/13	REV 0	SHEET NO. 1/1

THIS DRAWING CONTAINS INFORMATION THAT IS PROPRIETARY TO DONG GUAN LANG LUN(3K-KAMING) ELECTRONIC PRODUCTS CO.,LTD. AND SHOULD NOT BE USED WITHOUT WRITTEN PERMISSION

REV	LOCATIONS	DESCRIPTION	DATE	REVISER	APPD



Circuits (n)	Part No.	Dimensions(in/mm)		Circuits (n)	Part No.	Dimensions(in/mm)	
		A	B			A	B
2	FFH25403-S02SXXXXK6K	.100(2.54)	.220(5.58)	22	FFH25403-S22SXXXXK6K	2.100(53.34)	2.220(56.38)
3	FFH25403-S03SXXXXK6K	.200(5.08)	.320(8.12)	23	FFH25403-S23SXXXXK6K	2.200(55.88)	2.320(58.92)
4	FFH25403-S04SXXXXK6K	.300(7.62)	.420(10.66)	24	FFH25403-S24SXXXXK6K	2.300(58.42)	2.420(61.46)
5	FFH25403-S05SXXXXK6K	.400(10.16)	.520(13.20)	25	FFH25403-S25SXXXXK6K	2.400(60.96)	2.520(64.00)
6	FFH25403-S06SXXXXK6K	.500(12.70)	.620(15.74)	26	FFH25403-S26SXXXXK6K	2.500(63.50)	2.620(66.54)
7	FFH25403-S07SXXXXK6K	.600(15.24)	.720(18.28)	27	FFH25403-S27SXXXXK6K	2.600(66.04)	2.720(69.08)
8	FFH25403-S08SXXXXK6K	.700(17.78)	.820(20.82)	28	FFH25403-S28SXXXXK6K	2.700(68.58)	2.820(71.62)
9	FFH25403-S09SXXXXK6K	.800(20.32)	.920(23.36)	29	FFH25403-S29SXXXXK6K	2.800(71.12)	2.920(74.16)
10	FFH25403-S10SXXXXK6K	.900(22.86)	1.020(25.90)	30	FFH25403-S30SXXXXK6K	2.900(73.66)	3.020(76.70)
11	FFH25403-S11SXXXXK6K	1.000(25.40)	1.120(28.44)	31	FFH25403-S31SXXXXK6K	3.000(76.20)	3.120(79.24)
12	FFH25403-S12SXXXXK6K	1.100(27.94)	1.220(30.98)	32	FFH25403-S32SXXXXK6K	3.100(78.74)	3.220(81.78)
13	FFH25403-S13SXXXXK6K	1.200(30.48)	1.320(33.52)	33	FFH25403-S33SXXXXK6K	3.200(81.28)	3.320(84.32)
14	FFH25403-S14SXXXXK6K	1.300(33.02)	1.420(36.06)	34	FFH25403-S34SXXXXK6K	3.300(83.82)	3.420(86.86)
15	FFH25403-S15SXXXXK6K	1.400(35.56)	1.520(38.60)	35	FFH25403-S35SXXXXK6K	3.400(86.36)	3.520(89.40)
16	FFH25403-S16SXXXXK6K	1.500(38.10)	1.620(41.14)	36	FFH25403-S36SXXXXK6K	3.500(88.90)	3.620(91.94)
17	FFH25403-S17SXXXXK6K	1.600(40.64)	1.720(43.68)	37	FFH25403-S37SXXXXK6K	3.600(91.44)	3.720(94.48)
18	FFH25403-S18SXXXXK6K	1.700(43.18)	1.820(46.22)	38	FFH25403-S38SXXXXK6K	3.700(93.98)	3.820(97.02)
19	FFH25403-S19SXXXXK6K	1.800(45.72)	1.920(48.76)	39	FFH25403-S39SXXXXK6K	3.800(96.52)	3.920(99.56)
20	FFH25403-S20SXXXXK6K	1.900(48.26)	2.020(51.30)	40	FFH25403-S40SXXXXK6K	3.900(99.06)	4.020(102.10)
21	FFH25403-S21SXXXXK6K	2.000(50.80)	2.120(53.84)				



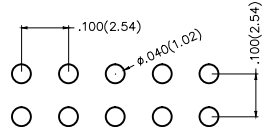
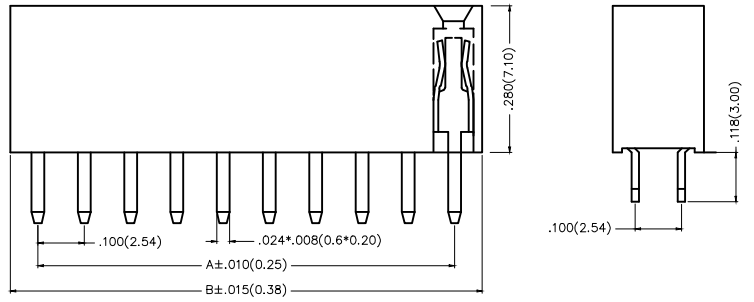
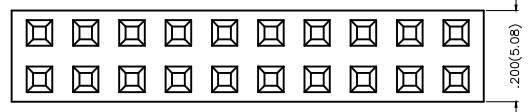
 THIRD ANGLE PROJECTION	GENERAL TOLERANCES (UNLESS SPECIFIED)		APPROVE BY FRANK	DATE 12/AUG/13	PART NO. FFH25403-SXXSXXXXK6K	ITEM NO. FFH25403	 3K-KAMING
	X.±0.12(0.30)	X.±5'	CHECKED BY CHERRY	DATE 12/AUG/13	TITLE Board to Board (Female Header) Pitch 2.54mm 180° Vertical (DIP)		
DESIGN UNITS Inch (metric)	X.XX±0.08(0.20)	.X'±2'	DRAWN BY JACOB	DATE 12/AUG/13	THIS DRAWING CONTAINS INFORMATION THAT IS PROPRIETARY TO DONG GUAN LANG LUN(3K-KAMING) ELECTRONIC PRODUCTS CO.,LTD. AND SHOULD NOT BE USED WITHOUT WRITTEN PERMISSION		
SCALE 5:1	SIZE A4	X.XX±0.06(0.15)					
		X.XXX±0.04(0.10)					

REV	LOCATIONS	DESCRIPTION	DATE	REVISER	APPD



Electrical
 Current Rating: 3A AC(rms)/DC
 Voltage Rating: 250V AC(rms)/DC
 Contact Resistance: 20 mΩ Max
 Insulation Resistance: 1000 MΩ MIN
 Withstanding Voltage: 500V AC r.m.s
 Temperature Range—Operating: -40°C~+105°C

Material and Plating
 Housing: PBT/PA6T(UL 94V-0)
 Contact Pin: Phosphor Bronze
 Plating: Gold Plated/Selective gold in contact area, matte(bright) tin on tail



Recommended P.C.Board Layout

Ordering Information

FFH 254 03 — D XX S X XX X K6 K
 1 2 3 4 5 6 7 8 9 10 11

1 Category FFH—Female Header	2 Series Number 254—Pitch2.54mm	3 Distinction No. 03	4 Row Option D—Double Row	5 Circuits XX	6 Entry Angle S—180° Vertical
7 Plating 1—Gold Plated 3—Selective gold in contact area, matte(bright) tin on tail	8 Thickness of Plating 00—Gold Flash 05—5μ" Custom plate available	9 Material—Resin 1—PBT 4—PA6T	10 Color—Resin K6—Black	11 Packaging K—Tray	

THIRD ANGLE PROJECTION	GENERAL TOLERANCES (UNLESS SPECIFIED)		APPROVE BY FRANK	DATE 12/AUG/13	PART NO. FFH25403-DXXSXXXK6K	ITEM NO. FFH25403	 3K-KAMING® REV 0 SHEET NO. 1/1
	DESIGN UNITS Inch (metric)	X.±.012(0.30) X.X±.008(0.20) X.XX±.006(0.15) X.XXX±.004(0.10)	X.±5" .X±2" .XX±1" .XXX±0.5"	CHECKED BY CHERRY	DATE 12/AUG/13	TITLE Board to Board (Female Header) Pitch 2.54mm 180° Vertical (DIP)	
SCALE 5:1	SIZE A4		DRAWN BY JACOB	DATE 12/AUG/13	THIS DRAWING CONTAINS INFORMATION THAT IS PROPRIETARY TO DONG GUAN LANG LUN(3K-KAMING) ELECTRONIC PRODUCTS CO.,LTD. AND SHOULD NOT BE USED WITHOUT WRITTEN PERMISSION		

REV	LOCATIONS	DESCRIPTION	DATE	REVISER	APPD



Circuits (n)	Part No.	Dimensions(in/mm)		Circuits (n)	Part No.	Dimensions(in/mm)	
		A	B			A	B
4	FFH25403-D04SXXXXK6K	.100(2.54)	.220(5.58)	44	FFH25403-D44S1XXXK6K	2.100(53.34)	2.220(56.38)
6	FFH25403-D06SXXXXK6K	.200(5.08)	.320(8.12)	46	FFH25403-D46S1XXXK6K	2.200(55.88)	2.320(58.92)
8	FFH25403-D08SXXXXK6K	.300(7.62)	.420(10.66)	48	FFH25403-D48S1XXXK6K	2.300(58.42)	2.420(61.46)
10	FFH25403-D10SXXXXK6K	.400(10.16)	.520(13.20)	50	FFH25403-D50S1XXXK6K	2.400(60.96)	2.520(64.00)
12	FFH25403-D12SXXXXK6K	.500(12.70)	.620(15.74)	52	FFH25403-D52S1XXXK6K	2.500(63.50)	2.620(66.54)
14	FFH25403-D14SXXXXK6K	.600(15.24)	.720(18.28)	54	FFH25403-D54S1XXXK6K	2.600(66.04)	2.720(69.08)
16	FFH25403-D16SXXXXK6K	.700(17.78)	.820(20.82)	56	FFH25403-D56S1XXXK6K	2.700(68.58)	2.820(71.62)
18	FFH25403-D18SXXXXK6K	.800(20.32)	.920(23.36)	58	FFH25403-D58S1XXXK6K	2.800(71.12)	2.920(74.16)
20	FFH25403-D20SXXXXK6K	.900(22.86)	1.020(25.90)	60	FFH25403-D60S1XXXK6K	2.900(73.66)	3.020(76.70)
22	FFH25403-D22SXXXXK6K	1.000(25.40)	1.120(28.44)	62	FFH25403-D62S1XXXK6K	3.000(76.20)	3.120(79.24)
24	FFH25403-D24SXXXXK6K	1.100(27.94)	1.220(30.98)	64	FFH25403-D64S1XXXK6K	3.100(78.74)	3.220(81.78)
26	FFH25403-D26SXXXXK6K	1.200(30.48)	1.320(33.52)	66	FFH25403-D66S1XXXK6K	3.200(81.28)	3.320(84.32)
28	FFH25403-D28SXXXXK6K	1.300(33.02)	1.420(36.06)	68	FFH25403-D68S1XXXK6K	3.300(83.82)	3.420(86.86)
30	FFH25403-D30SXXXXK6K	1.400(35.56)	1.520(38.60)	70	FFH25403-D70S1XXXK6K	3.400(86.36)	3.520(89.40)
32	FFH25403-D32SXXXXK6K	1.500(38.10)	1.620(41.14)	72	FFH25403-D72S1XXXK6K	3.500(88.90)	3.620(91.94)
34	FFH25403-D34SXXXXK6K	1.600(40.64)	1.720(43.68)	74	FFH25403-D74S1XXXK6K	3.600(91.44)	3.720(94.48)
36	FFH25403-D36S1XXXK6K	1.700(43.18)	1.820(46.22)	76	FFH25403-D76S1XXXK6K	3.700(93.98)	3.820(97.02)
38	FFH25403-D38S1XXXK6K	1.800(45.72)	1.920(48.76)	78	FFH25403-D78S1XXXK6K	3.800(96.52)	3.920(99.56)
40	FFH25403-D40S1XXXK6K	1.900(48.26)	2.020(51.30)	80	FFH25403-D80S1XXXK6K	3.900(99.06)	4.020(102.10)
42	FFH25403-D42S1XXXK6K	2.000(50.80)	2.120(53.84)				



 THIRD ANGLE PROJECTION	GENERAL TOLERANCES (UNLESS SPECIFIED)		APPROVE BY FRANK	DATE 12/AUG/13	PART NO. FFH25403-DXXSXXXXK6K	ITEM NO. FFH25403	 3K-KAMING
	X.±0.12(0.30)	X.±5'	CHECKED BY CHERRY	DATE 12/AUG/13	TITLE Board to Board (Female Header) Pitch 2.54mm 180° Vertical (DIP)		
DESIGN UNITS Inch (metric)	X.XX±.008(0.20)	.X'±2'	DRAWN BY JACOB	DATE 12/AUG/13	THIS DRAWING CONTAINS INFORMATION THAT IS PROPRIETARY TO DONG GUAN LANG LUN(3K-KAMING) ELECTRONIC PRODUCTS CO., LTD. AND SHOULD NOT BE USED WITHOUT WRITTEN PERMISSION		
SCALE 5:1	SIZE A4	X.XX±.006(0.15)					
		X.XXX±.004(0.10)					