

Dimensions(in/mm)	
H	F
.039(1.00)	.059(1.50)~.069(1.75)
.059(1.50)	.079(2.00)~.089(2.25)
.079(2.00)	≥.098(2.50)

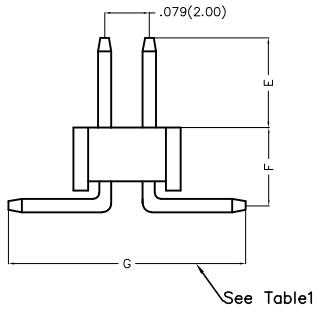
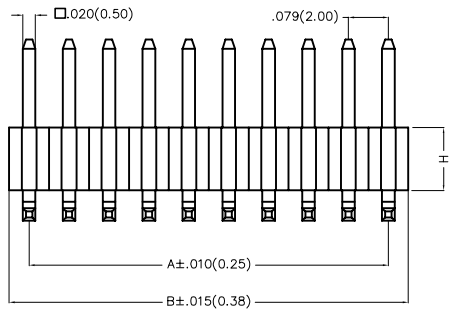
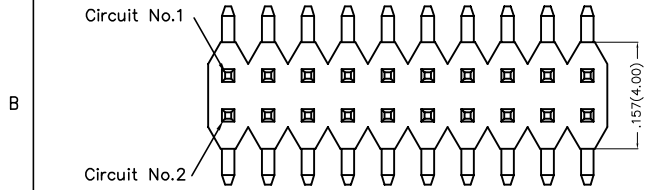
REV	LOCATIONS	DESCRIPTION	DATE	REVISER	APPD



SPECIFICATIONS

Electrical
 Current Rating: 2.0A AC(rms)/DC
 Voltage Rating: 250V AC(rms)/DC
 Contact Resistance: 20 mΩ Max
 Insulation Resistance: 1000 MΩ Min
 Withstanding Voltage: 600V AC r.m.s
 Temperature Range-Operating: -40°C~+105°C

Material
 Housing: Glass Filled Polyester (UL 94V-0), Color: Black
 Pin: Brass
 Pin Plating: Gold plated/ Selective gold plated on contact area and 120μ" Min. matte tin plated on tails area

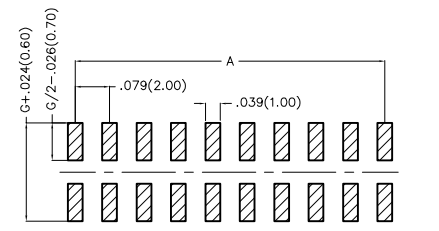


Ordering Information

FPH	200	69	-	D	XX	S	X	XX	4	XX	XX	XX	X
1	2	3	4	5	6	7	8	9	10	11	12	13	

1 Category FPH-Pin Header	2 Series Number 200-Pitch2.00mm	3 Distinction No. 69	4 Row Option D-Double Row	5 Circuits XX	6 Entry Angle S-180° Vertical	7 Plating 1-Gold plated 7-Selective gold plated on contact area and matte tin plated on tails area
------------------------------	------------------------------------	-------------------------	------------------------------	------------------	----------------------------------	----------------------------------------------------------------------------------------------------------

8 Thickness of Plating 01-1μ" 15-15μ" Custom plate available	9 Material-Resin 4-PA6T	10 E Size 01,02...-Serial number (See Table1)	11 F Size 01,02...-Serial number (See Table1)	12 G Size 01,02...-Serial number (See Table1)	13 Packaging M-Reel L-Tube
-----------------------------------------------------------------------	----------------------------	-----------------------------------------------------	-----------------------------------------------------	-----------------------------------------------------	----------------------------------



Recommended P.C.Board Layout

 THIRD ANGLE PROJECTION DESIGN UNITS Inch (metric) SCALE 5:1 SIZE A4	GENERAL TOLERANCES (UNLESS SPECIFIED)		APPROVE BY FRANK	DATE 23/DEC/19	PART NO. FPH20069-DXXSXX4XXXXXX	ITEM NO. FPH20069	 3K-KAMING REV 0 SHEET NO. 1/3
	X.±.012(0.30)	X.±5'	CHECKED BY CHERRY	DATE 23/DEC/19	TITLE Board to Board(Pin Header) Pitch 2.00mm 180° Vertical(SMT)		
	X.XX±.008(0.20)	.X'±2'	DRAWN BY ZOEY	DATE 23/DEC/19	THIS DRAWING CONTAINS INFORMATION THAT IS PROPRIETARY TO DONG GUAN LANG LUN(3K-KAMING) ELECTRONIC PRODUCTS CO., LTD. AND SHOULD NOT BE USED WITHOUT WRITTEN PERMISSION		
	X.XX±.006(0.15)	.XX'±1'					
	X.XXX±.004(0.10)	.XXX'±0.5'					

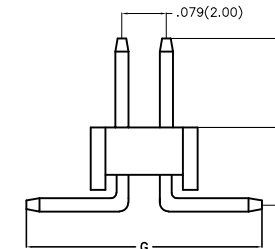
REV	LOCATIONS	DESCRIPTION	DATE	REVISER	APPD

Table1

Serial number	Dimensions (in/mm) E	Serial number	Dimensions (in/mm) E
01	.059(1.50)	19	.236(6.00)
02	.069(1.75)	20	.246(6.25)
03	.079(2.00)	21	.256(6.50)
04	.089(2.25)	22	.266(6.75)
05	.098(2.50)	23	.276(7.00)
06	.108(2.75)	24	.285(7.25)
07	.118(3.00)	25	.295(7.50)
08	.128(3.25)	26	.305(7.75)
09	.138(3.50)	27	.315(8.00)
10	.148(3.75)	28	.325(8.25)
11	.157(4.00)	29	.335(8.50)
12	.167(4.25)	30	.344(8.75)
13	.177(4.50)	31	.354(9.00)
14	.187(4.75)	32	.364(9.25)
15	.197(5.00)	33	.374(9.50)
16	.207(5.25)	34	.384(9.75)
17	.217(5.50)	35	.394(10.00)
18	.226(5.75)		

Serial number	Dimensions (in/mm) F	Serial number	Dimensions (in/mm) F
01	.059(1.50)	19	.236(6.00)
02	.069(1.75)	20	.246(6.25)
03	.079(2.00)	21	.256(6.50)
04	.089(2.25)	22	.266(6.75)
05	.098(2.50)	23	.276(7.00)
06	.108(2.75)	24	.285(7.25)
07	.118(3.00)	25	.295(7.50)
08	.128(3.25)	26	.305(7.75)
09	.138(3.50)	27	.315(8.00)
10	.148(3.75)	28	.325(8.25)
11	.157(4.00)	29	.335(8.50)
12	.167(4.25)	30	.344(8.75)
13	.177(4.50)	31	.354(9.00)
14	.187(4.75)	32	.364(9.25)
15	.197(5.00)	33	.374(9.50)
16	.207(5.25)	34	.384(9.75)
17	.217(5.50)	35	.394(10.00)
18	.226(5.75)		

Serial number	Dimensions (in/mm) G
01	.177(4.50)
02	.187(4.75)
03	.197(5.00)
04	.207(5.25)
05	.217(5.50)
06	.226(5.75)
07	.236(6.00)
08	.246(6.25)
09	.256(6.50)
10	.266(6.75)
11	.276(7.00)
12	.285(7.25)
13	.295(7.50)
14	.305(7.75)
15	.315(8.00)



THIRD ANGLE PROJECTION	GENERAL TOLERANCES (UNLESS SPECIFIED)		APPROVE BY	DATE	PART NO.	ITEM NO.	 3K-KAMING
	X.±.012(0.30)	X.±5'	FRANK	23/DEC/19	FPH20069-DXXSXXX4XXXXXX	FPH20069	
DESIGN UNITS Inch (metric)	X.XX±.008(0.20)	X.±2'	CHECKED BY	DATE	TITLE		REV 0
SCALE	X.XX±.006(0.15)	.XX'±1'	CHERRY	23/DEC/19	Board to Board(Pin Header) Pitch 2.00mm 180' Vertical(SMT)		
5:1	X.XXX±.004(0.10)	.XX'±0.5'	DRAWN BY	DATE	THIS DRAWING CONTAINS INFORMATION THAT IS PROPRIETARY TO DONG GUAN LANG LUN(3K-KAMING) ELECTRONIC PRODUCTS CO., LTD. AND SHOULD NOT BE USED WITHOUT WRITTEN PERMISSION		
			ZOEY	23/DEC/19			



REV	LOCATIONS	DESCRIPTION	DATE	REVISER	APPD

Circuits (n)	Part No.	Dimensions(in/mm)		Circuits (n)	Part No.	Dimensions(in/mm)	
		A	B			A	B
4	FPH20069-D04SXXX4XXXXXX	.079(2.00)	.157(4.00)	44	FPH20069-D44SXXX4XXXXXX	1.654(42.00)	1.732(44.00)
6	FPH20069-D06SXXX4XXXXXX	.157(4.00)	.236(6.00)	46	FPH20069-D46SXXX4XXXXXX	1.732(44.00)	1.811(46.00)
8	FPH20069-D08SXXX4XXXXXX	.236(6.00)	.315(8.00)	48	FPH20069-D48SXXX4XXXXXX	1.811(46.00)	1.890(48.00)
10	FPH20069-D10SXXX4XXXXXX	.315(8.00)	.394(10.00)	50	FPH20069-D50SXXX4XXXXXX	1.890(48.00)	1.969(50.00)
12	FPH20069-D12SXXX4XXXXXX	.394(10.00)	.472(12.00)	52	FPH20069-D52SXXX4XXXXXX	1.969(50.00)	2.047(52.00)
14	FPH20069-D14SXXX4XXXXXX	.472(12.00)	.551(14.00)	54	FPH20069-D54SXXX4XXXXXX	2.047(52.00)	2.126(54.00)
16	FPH20069-D16SXXX4XXXXXX	.551(14.00)	.630(16.00)	56	FPH20069-D56SXXX4XXXXXX	2.126(54.00)	2.205(56.00)
18	FPH20069-D18SXXX4XXXXXX	.630(16.00)	.709(18.00)	58	FPH20069-D58SXXX4XXXXXX	2.205(56.00)	2.283(58.00)
20	FPH20069-D20SXXX4XXXXXX	.709(18.00)	.787(20.00)	60	FPH20069-D60SXXX4XXXXXX	2.283(58.00)	2.362(60.00)
22	FPH20069-D22SXXX4XXXXXX	.787(20.00)	.866(22.00)	62	FPH20069-D62SXXX4XXXXXX	2.362(60.00)	2.441(62.00)
24	FPH20069-D24SXXX4XXXXXX	.866(22.00)	.945(24.00)	64	FPH20069-D64SXXX4XXXXXX	2.441(62.00)	2.520(64.00)
26	FPH20069-D26SXXX4XXXXXX	.945(24.00)	1.024(26.00)	66	FPH20069-D66SXXX4XXXXXX	2.520(64.00)	2.598(66.00)
28	FPH20069-D28SXXX4XXXXXX	1.024(26.00)	1.102(28.00)	68	FPH20069-D68SXXX4XXXXXX	2.598(66.00)	2.677(68.00)
30	FPH20069-D30SXXX4XXXXXX	1.102(28.00)	1.181(30.00)	70	FPH20069-D70SXXX4XXXXXX	2.677(68.00)	2.756(70.00)
32	FPH20069-D32SXXX4XXXXXX	1.181(30.00)	1.260(32.00)	72	FPH20069-D72SXXX4XXXXXX	2.756(70.00)	2.835(72.00)
34	FPH20069-D34SXXX4XXXXXX	1.260(32.00)	1.339(34.00)	74	FPH20069-D74SXXX4XXXXXX	2.835(72.00)	2.913(74.00)
36	FPH20069-D36SXXX4XXXXXX	1.339(34.00)	1.417(36.00)	76	FPH20069-D76SXXX4XXXXXX	2.913(74.00)	2.992(76.00)
38	FPH20069-D38SXXX4XXXXXX	1.417(36.00)	1.496(38.00)	78	FPH20069-D78SXXX4XXXXXX	2.992(76.00)	3.071(78.00)
40	FPH20069-D40SXXX4XXXXXX	1.496(38.00)	1.574(40.00)	80	FPH20069-D80SXXX4XXXXXX	3.071(78.00)	3.150(80.00)
42	FPH20069-D42SXXX4XXXXXX	1.574(40.00)	1.654(42.00)				



 THIRD ANGLE PROJECTION	GENERAL TOLERANCES (UNLESS SPECIFIED)		APPROVE BY	DATE	PART NO.	ITEM NO.	 3K-KAMING
	X.±.012(0.30)	X.±5'	FRANK	23/DEC/19	FPH20069-DXXSXXX4XXXXXX	FPH20069	
	X.X±.008(0.20)	.X'±2'	CHECKED BY	DATE	TITLE		
	X.XX±.006(0.15)	.XX'±1'	CHERRY	23/DEC/19	Board to Board(Pin Header) Pitch 2.00mm 180° Vertical(SMT)		
SCALE	SIZE	X.XXX±.004(0.10)	.XXX'±0.5'	DRAWN BY	DATE	REV 0	SHEET NO. 3/3
5:1	AZ			ZOEY	23/DEC/19		

THIS DRAWING CONTAINS INFORMATION THAT IS PROPRIETARY TO DONG GUAN LANG LUN(3K-KAMING) ELECTRONIC PRODUCTS CO., LTD. AND SHOULD NOT BE USED WITHOUT WRITTEN PERMISSION