

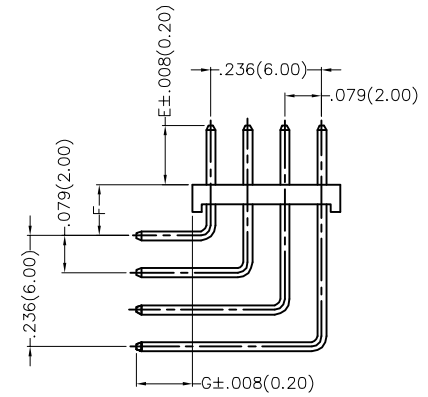
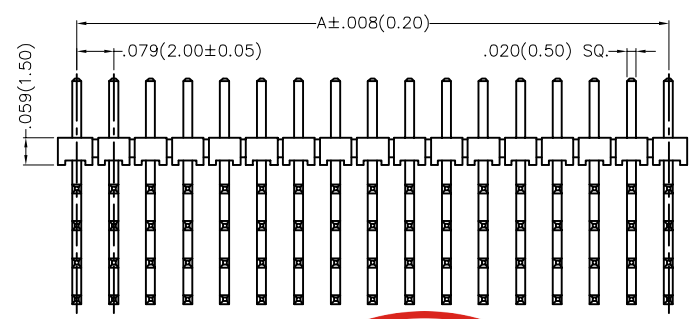
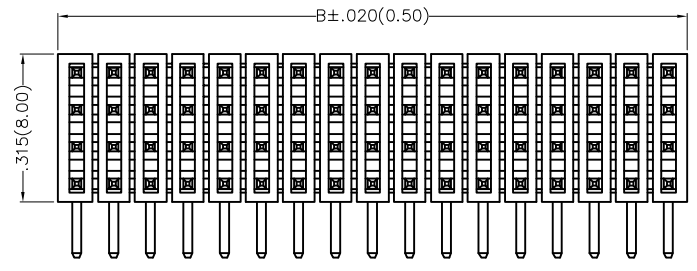
REV	LOCATIONS	DESCRIPTION	DATE	REVISER	APPD



SPECIFICATIONS

Electrical
 Current Rating: 2.0A AC(rms)/DC
 Voltage Rating: 250V AC(rms)/DC
 Contact Resistance: 20 mΩ Max
 Insulation Resistance: 1000 MΩ Min
 Withstanding Voltage: 600V AC r.m.s
 Temperature Range—Operating: -40°C~+105°C

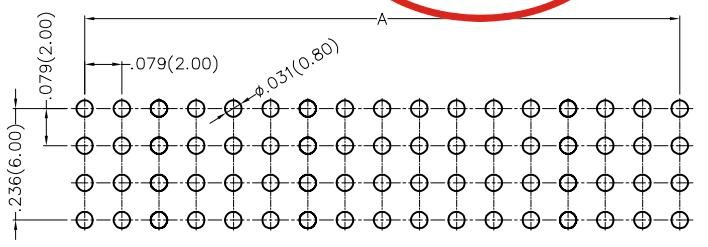
Material
 Housing: Glass Filled Polyester (UL 94V-0), Color: Black
 Pin: Brass
 Pin Plating: Gold plated/ Selective gold plated on contact area and 120μ" Min. matte tin plated on tails area



Ordering Information

FPH	200	60	-	F	XX	B	X	XX	X	XX	XX	XX	B
1	2	3	4	5	6	7	8	9	10	11	12	13	

1 Category FPH-Pin Header	2 Series Number 200-Pitch2.00mm	3 Distinction No. 60	4 Row Option F-Four Row	5 Circuits XX	6 Entry Angle B-90° Angle	7 Plating 1-Gold plated 7-Selective gold plated on contact area and matte tin plated on tails area
8 Thickness of Plating 01-1μ" 15-15μ" Custom plate available	9 Material-Resin 1-PBT 4-PA6T	10 E Size 01,02...-Serial number (See Table1)	11 F Size 01,02...-Serial number (See Table1)	12 G Size 01,02...-Serial number (See Table1)	13 Packaging B-PE Bag	



Recommended P.C.Board Layout
 General Tolerances: ±0.05mm

 THIRD ANGLE PROJECTION DESIGN UNITS Inch (metric) SCALE 5:1 SIZE A4	GENERAL TOLERANCES (UNLESS SPECIFIED)		APPROVE BY FRANK	DATE 23/DEC/19	PART NO. FPH20060-FXXBXXXXXXXXXB	ITEM NO. FPH20060	 3K-KAMING REV 0 SHEET NO. 1/3
	X.±.012(0.30)	X.±5'	CHECKED BY CHERRY	DATE 23/DEC/19	TITLE Board to Board(Pin Header) Pitch 2.00mm 90° Angle(DIP)		
	X.XX±.006(0.15)	.XX±1'	DRAWN BY ZOEY	DATE 23/DEC/19	THIS DRAWING CONTAINS INFORMATION THAT IS PROPRIETARY TO DONG GUAN LANG LUN(3K-KAMING) ELECTRONIC PRODUCTS CO., LTD. AND SHOULD NOT BE USED WITHOUT WRITTEN PERMISSION		
	X.XXX±.004(0.10)	.XXX±0.5'					

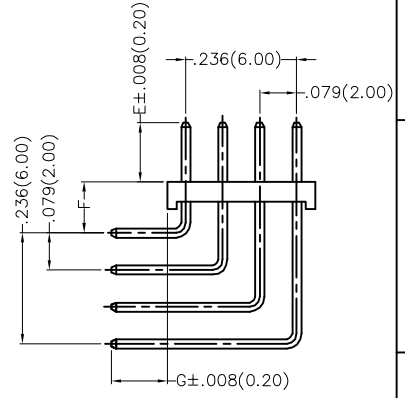
REV	LOCATIONS	DESCRIPTION	DATE	REVISER	APPD

Table1

Serial number	Dimensions (in/mm) E	Serial number	Dimensions (in/mm) E
01	.059(1.50)	19	.236(6.00)
02	.069(1.75)	20	.246(6.25)
03	.079(2.00)	21	.256(6.50)
04	.089(2.25)	22	.266(6.75)
05	.098(2.50)	23	.276(7.00)
06	.108(2.75)	24	.285(7.25)
07	.118(3.00)	25	.295(7.50)
08	.128(3.25)	26	.305(7.75)
09	.138(3.50)	27	.315(8.00)
10	.148(3.75)	28	.325(8.25)
11	.157(4.00)	29	.335(8.50)
12	.167(4.25)	30	.344(8.75)
13	.177(4.50)	31	.354(9.00)
14	.187(4.75)	32	.364(9.25)
15	.197(5.00)	33	.374(9.50)
16	.207(5.25)	34	.384(9.75)
17	.217(5.50)	35	.394(10.00)
18	.226(5.75)		

Serial number	Dimensions (in/mm) F	Serial number	Dimensions (in/mm) F
01	.079(2.00)	19	.256(6.50)
02	.089(2.25)	20	.266(6.75)
03	.098(2.50)	21	.276(7.00)
04	.108(2.75)	22	.285(7.25)
05	.118(3.00)	23	.295(7.50)
06	.128(3.25)	24	.305(7.75)
07	.138(3.50)	25	.315(8.00)
08	.148(3.75)	26	.325(8.25)
09	.157(4.00)	27	.335(8.50)
10	.167(4.25)	28	.344(8.75)
11	.177(4.50)	29	.354(9.00)
12	.187(4.75)	30	.364(9.25)
13	.197(5.00)	31	.374(9.50)
14	.207(5.25)	32	.384(9.75)
15	.217(5.50)	33	.394(10.00)
16	.226(5.75)		
17	.236(6.00)		
18	.246(6.25)		

Serial number	Dimensions (in/mm) G	Serial number	Dimensions (in/mm) G
01	.059(1.50)	19	.236(6.00)
02	.069(1.75)	20	.246(6.25)
03	.079(2.00)	21	.256(6.50)
04	.089(2.25)	22	.266(6.75)
05	.098(2.50)	23	.276(7.00)
06	.108(2.75)	24	.285(7.25)
07	.118(3.00)	25	.295(7.50)
08	.128(3.25)	26	.305(7.75)
09	.138(3.50)	27	.315(8.00)
10	.148(3.75)	28	.325(8.25)
11	.157(4.00)	29	.335(8.50)
12	.167(4.25)	30	.344(8.75)
13	.177(4.50)	31	.354(9.00)
14	.187(4.75)	32	.364(9.25)
15	.197(5.00)	33	.374(9.50)
16	.207(5.25)	34	.384(9.75)
17	.217(5.50)	35	.394(10.00)
18	.226(5.75)		



<p>THIRD ANGLE PROJECTION</p>	GENERAL TOLERANCES (UNLESS SPECIFIED)		APPROVE BY	DATE	PART NO.	ITEM NO.	<p>3K-KAMING</p>
	X.±.012(0.30)	X'±5'	FRANK	23/DEC/19	FPH20060-FXXBXXXXXXXXXXB	FPH20060	
	X.X±.008(0.20)	X'±2'	CHECKED BY	DATE	TITLE		
	X.XX±.006(0.15)	.XX'±1'	CHERRY	23/DEC/19	Board to Board(Pin Header) Pitch 2.00mm 90° Angle(DIP)		
SCALE	SIZE	X.XXX±.004(0.10)	.XXX'±0.5'	DRAWN BY	DATE	THIS DRAWING CONTAINS INFORMATION THAT IS PROPRIETARY TO DONG GUAN LANG LUN(3K-KAMING) ELECTRONIC PRODUCTS CO., LTD. AND SHOULD NOT BE USED WITHOUT WRITTEN PERMISSION	
5:1	A4			ZOEY	23/DEC/19	REV 0	SHEET NO. 2/3

REV	LOCATIONS	DESCRIPTION	DATE	REVISER	APPD



Circuits (n)	Part No.	Dimensions(in/mm)	
		A	B
8	FPH20060-F08BXXXXXXXXXB	.079(2.00)	.157(4.00)
12	FPH20060-F12BXXXXXXXXXB	.157(4.00)	.236(6.00)
16	FPH20060-F16BXXXXXXXXXB	.236(6.00)	.315(8.00)
20	FPH20060-F20BXXXXXXXXXB	.315(8.00)	.394(10.00)
24	FPH20060-F24BXXXXXXXXXB	.394(10.00)	.472(12.00)
28	FPH20060-F28BXXXXXXXXXB	.472(12.00)	.551(14.00)
32	FPH20060-F32BXXXXXXXXXB	.551(14.00)	.630(16.00)
36	FPH20060-F36BXXXXXXXXXB	.630(16.00)	.709(18.00)
40	FPH20060-F40BXXXXXXXXXB	.709(18.00)	.787(20.00)
44	FPH20060-F44BXXXXXXXXXB	.787(20.00)	.866(22.00)
48	FPH20060-F48BXXXXXXXXXB	.866(22.00)	.945(24.00)
52	FPH20060-F52BXXXXXXXXXB	.945(24.00)	1.024(26.00)
56	FPH20060-F56BXXXXXXXXXB	1.024(26.00)	1.102(28.00)
60	FPH20060-F60BXXXXXXXXXB	1.102(28.00)	1.181(30.00)
64	FPH20060-F64BXXXXXXXXXB	1.181(30.00)	1.260(32.00)
68	FPH20060-F68BXXXXXXXXXB	1.260(32.00)	1.339(34.00)
72	FPH20060-F72BXXXXXXXXXB	1.339(34.00)	1.417(36.00)
76	FPH20060-F76BXXXXXXXXXB	1.417(36.00)	1.496(38.00)
80	FPH20060-F80BXXXXXXXXXB	1.496(38.00)	1.575(40.00)



<p>THIRD ANGLE PROJECTION</p>	GENERAL TOLERANCES (UNLESS SPECIFIED)		APPROVE BY	DATE	PART NO.	ITEM NO.	<p>3K-KAMING</p>	
	X.±.012(0.30)	X.'±5'	FRANK	23/DEC/19	FPH20060-FXXBXXXXXXXXXB	FPH20060		
	DESIGN UNITS Inch (metric)	X.X±.008(0.20)	.X'±2'	CHECKED BY	DATE	TITLE		
	SCALE 5:1	X.XX±.006(0.15)	.XX'±1'	CHERRY	23/DEC/19	Board to Board(Pin Header) Pitch 2.00mm 90° Angle(DIP)		
SIZE A<	X.XXX±.004(0.10)	.XXX'±0.5'	DRAWN BY	DATE	THIS DRAWING CONTAINS INFORMATION THAT IS PROPRIETARY TO DONG GUAN LANG LUN(3K-KAMING) ELECTRONIC PRODUCTS CO.,LTD. AND SHOULD NOT BE USED WITHOUT WRITTEN PERMISSION		REV 0	SHEET NO. 3/3
			ZOEY	23/DEC/19				