



























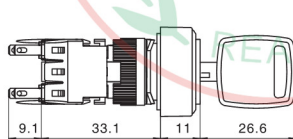




M16钥匙钮开关 / M16 Key Switch Button

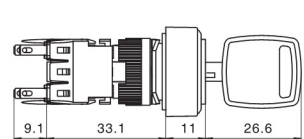

名称/外观 Product appearance	操作位规格 Operation	触点 Contact	产品型号 Model	色环颜色 Ring Color			
圆形 / Round  	90° 2位 2 Position	 自锁/Maintained	单刀/SPDT	<b>M16-6112</b> ■	请用下列颜色编码 替换型号中的"■" <b>R</b> 红色/Red <b>G</b> 绿色/Green <b>Y</b> 黄色/Yellow <b>W</b> 白色/White <b>B</b> 蓝色/Blue		
		 自复/Momentary	单刀/SPDT	<b>M16-6110</b> ■			
		 自锁/Maintained	双刀/DPDT	<b>M16-6122</b> ■			
		 自复/Momentary	双刀/DPDT	<b>M16-6120</b> ■			
	90° 3位 3 Position	 自锁/Maintained	双刀/DPDT	<b>M16-7123</b> ■			
		 左锁右复/Left lock Right reset	双刀/DPDT	<b>M16-7127</b> ■			
		 左复右锁/Left reset Right lock	双刀/DPDT	<b>M16-7126</b> ■			
		 自复/Momentary	双刀/DPDT	<b>M16-7121</b> ■			
		 自锁/Maintained	三刀/TPDT	<b>M16-7133</b> ■			
		 左锁右复/Left lock Right reset	三刀/TPDT	<b>M16-7137</b> ■			
		 左复右锁/Left reset Right lock	三刀/TPDT	<b>M16-7136</b> ■			
		 自复/Momentary	三刀/TPDT	<b>M16-7131</b> ■			
		方形 / Square  	90° 2位 2 Position	 自锁/Maintained		单刀/SPDT	<b>M16-6212</b> ■
				 自复/Momentary		单刀/SPDT	<b>M16-6210</b> ■
 自锁/Maintained	双刀/DPDT			<b>M16-6222</b> ■			
 自复/Momentary	双刀/DPDT			<b>M16-6220</b> ■			
90° 3位 3 Position	 自锁/Maintained		双刀/DPDT	<b>M16-7223</b> ■			
	 左锁右复/Left lock Right reset		双刀/DPDT	<b>M16-7227</b> ■			
	 左复右锁/Left reset Right lock		双刀/DPDT	<b>M16-7226</b> ■			
	 自复/Momentary		双刀/DPDT	<b>M16-7221</b> ■			
	 自锁/Maintained		三刀/TPDT	<b>M16-7233</b> ■			
	 左锁右复/Left lock Right reset		三刀/TPDT	<b>M16-7237</b> ■			
 左复右锁/Left reset Right lock	三刀/TPDT	<b>M16-7236</b> ■					
 自复/Momentary	三刀/TPDT	<b>M16-7231</b> ■					

圆形钥匙钮

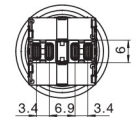
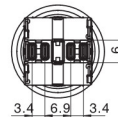


单刀/1Pole  
双刀/2Pole

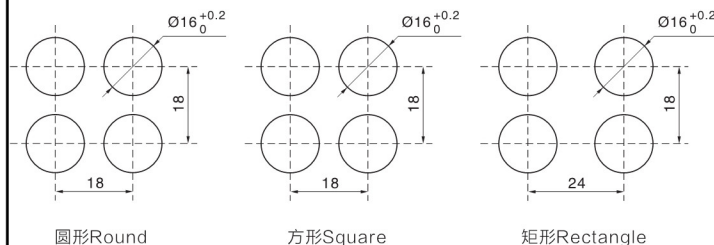
方形钥匙钮



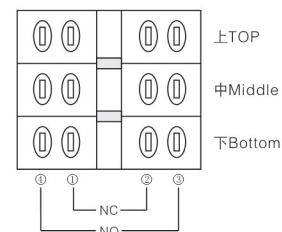
单刀/1Pole  
双刀/2Pole



□ 安装尺寸图 / Installation size



□ 端子排列图/ Terminal style



□ 右侧产品的底座看成正面时，端子排列顺序及内部电路图。  
As shown at right, the base of product to be seen as front side, which show terminal disposition and inside coil drawing.

□ 产品出产时基本安装触点座1C(1a+1b), 在需要时请指定增加最多3C(1a+1b)。  
Product assemble contact 1C(1a+1b), if needed, Please appoint to add at least 3C(1a+1b)