

Dimensions(in/mm)	
H	F
.039(1.00)	.059(1.50)~.069(1.75)
.059(1.50)	.079(2.00)~.089(2.25)
.079(2.00)	.098(2.50)~.108(2.75)
.098(2.50)	≥.118(3.00)

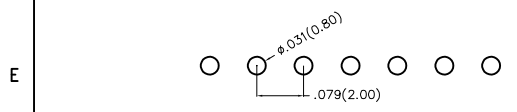
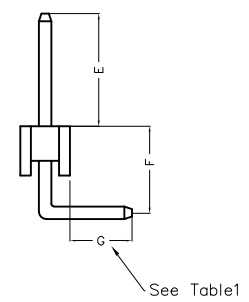
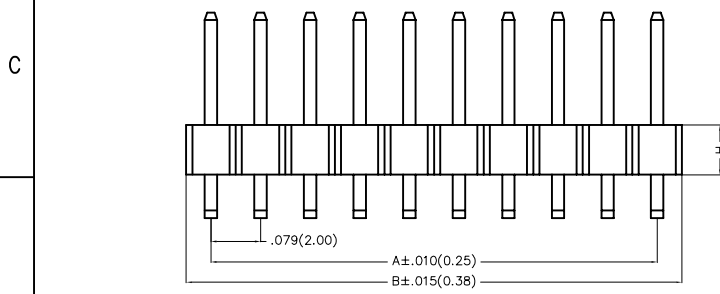
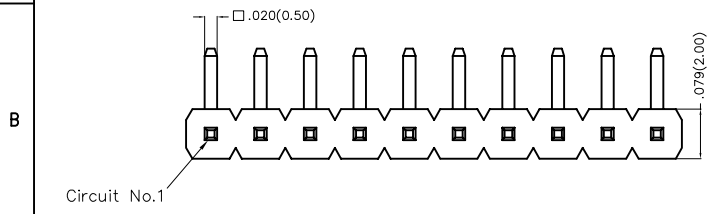
REV	LOCATIONS	DESCRIPTION	DATE	REVISER	APPD



**SPECIFICATIONS**

**Electrical**  
 Current Rating: 2.0A AC(rms)/DC  
 Voltage Rating: 250V AC(rms)/DC  
 Contact Resistance: 20 mΩ Max  
 Insulation Resistance: 1000 MΩ Min  
 Withstanding Voltage: 600V AC r.m.s  
 Temperature Range—Operating: -40°C~+105°C

**Material**  
 Housing: Glass Filled Polyester( UL 94V-0) ,Colour: Black  
 Pin: Brass  
 Pin Plating: Gold plated/ Selective gold plated on contact area and 120μ" Min. matte tin plated on tails area



Recommended P.C.Board Layout



**Ordering Information**

FPH 200 53 - S XX B X XX X XX XX XX B  
 1 2 3 4 5 6 7 8 9 10 11 12 13

1 Category FPH—Pin Header	2 Series Number 200—Pitch 2.00mm	3 Distinction No. 53	4 Row Option S—Single Row	5 Circuits XX	6 Entry Angle B—90° Angle	7 Plating 1—Gold plated 7—Selective gold plated on contact area and matte tin plated on tails area
8 Thickness of Plating 01—1μ" 15—15μ" Custom plate available	9 Material—Resin 1—PBT 4—PA6T	10 E Size 01,02...—Serial number (See Table1)	11 F Size 01,02...—Serial number (See Table1)	12 G Size 01,02...—Serial number (See Table1)	13 Packaging B—PE Bag	

 THIRD ANGLE PROJECTION	GENERAL TOLERANCES (UNLESS SPECIFIED)		APPROVE BY FRANK	DATE 23/DEC/19	PART NO. FPH20053-SXXBXXXXXXXXXXB	ITEM NO. FPH20053	 3K-KAMING REV 0 SHEET NO. 1/3
	DESIGN UNITS Inch (metric)	X.±.012(0.30) X.±5'	CHECKED BY CHERRY	DATE 23/DEC/19	TITLE Board to Board(Pin Header) Pitch 2.00mm 90° Angle(DIP)		
	SCALE 5:1	SIZE A<	X.XX±.008(0.20) .X±2'	DRAWN BY ZOEY	DATE 23/DEC/19	THIS DRAWING CONTAINS INFORMATION THAT IS PROPRIETARY TO DONG GUAN LANG LUN(3K-KAMING) ELECTRONIC PRODUCTS CO., LTD. AND SHOULD NOT BE USED WITHOUT WRITTEN PERMISSION	

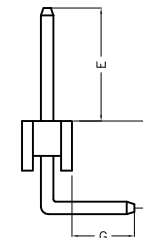
REV	LOCATIONS	DESCRIPTION	DATE	REVISER	APPD

Table1

Serial number	Dimensions (in/mm) E	Serial number	Dimensions (in/mm) E
01	.059(1.50)	19	.236(6.00)
02	.069(1.75)	20	.246(6.25)
03	.079(2.00)	21	.256(6.50)
04	.089(2.25)	22	.266(6.75)
05	.098(2.50)	23	.276(7.00)
06	.108(2.75)	24	.285(7.25)
07	.118(3.00)	25	.295(7.50)
08	.128(3.25)	26	.305(7.75)
09	.138(3.50)	27	.315(8.00)
10	.148(3.75)	28	.325(8.25)
11	.157(4.00)	29	.335(8.50)
12	.167(4.25)	30	.344(8.75)
13	.177(4.50)	31	.354(9.00)
14	.187(4.75)	32	.364(9.25)
15	.197(5.00)	33	.374(9.50)
16	.207(5.25)	34	.384(9.75)
17	.217(5.50)	35	.394(10.00)
18	.226(5.75)		

Serial number	Dimensions (in/mm) F	Serial number	Dimensions (in/mm) F
01	.059(1.50)	19	.236(6.00)
02	.069(1.75)	20	.246(6.25)
03	.079(2.00)	21	.256(6.50)
04	.089(2.25)	22	.266(6.75)
05	.098(2.50)	23	.276(7.00)
06	.108(2.75)	24	.285(7.25)
07	.118(3.00)	25	.295(7.50)
08	.128(3.25)	26	.305(7.75)
09	.138(3.50)	27	.315(8.00)
10	.148(3.75)	28	.325(8.25)
11	.157(4.00)	29	.335(8.50)
12	.167(4.25)	30	.344(8.75)
13	.177(4.50)	31	.354(9.00)
14	.187(4.75)	32	.364(9.25)
15	.197(5.00)	33	.374(9.50)
16	.207(5.25)	34	.384(9.75)
17	.217(5.50)	35	.394(10.00)
18	.226(5.75)		

Serial number	Dimensions (in/mm) G	Serial number	Dimensions (in/mm) G
01	.059(1.50)	19	.236(6.00)
02	.069(1.75)	20	.246(6.25)
03	.079(2.00)	21	.256(6.50)
04	.089(2.25)	22	.266(6.75)
05	.098(2.50)	23	.276(7.00)
06	.108(2.75)	24	.285(7.25)
07	.118(3.00)	25	.295(7.50)
08	.128(3.25)	26	.305(7.75)
09	.138(3.50)	27	.315(8.00)
10	.148(3.75)	28	.325(8.25)
11	.157(4.00)	29	.335(8.50)
12	.167(4.25)	30	.344(8.75)
13	.177(4.50)	31	.354(9.00)
14	.187(4.75)	32	.364(9.25)
15	.197(5.00)	33	.374(9.50)
16	.207(5.25)	34	.384(9.75)
17	.217(5.50)	35	.394(10.00)
18	.226(5.75)		



 THIRD ANGLE PROJECTION DESIGN UNITS Inch (metric) SCALE 5:1 SIZE A4	GENERAL TOLERANCES (UNLESS SPECIFIED)		APPROVE BY FRANK	DATE 23/DEC/19	PART NO. FPH20053-SXXBXXXXXXXXXB	ITEM NO. FPH20053	 3K-KAMING REV 0 SHEET NO. 2/3
	X±.012(0.30)	X'.±5'	CHECKED BY CHERRY	DATE 23/DEC/19	TITLE Board to Board(Pin Header) Pitch 2.00mm 90° Angle(DIP)		
	X.XX±.008(0.20)	.X'±2'	DRAWN BY ZOEY	DATE 23/DEC/19	THIS DRAWING CONTAINS INFORMATION THAT IS PROPRIETARY TO DONG GUAN LANG LUN(3K-KAMING) ELECTRONIC PRODUCTS CO., LTD. AND SHOULD NOT BE USED WITHOUT WRITTEN PERMISSION		
	X.XX±.006(0.15)	.XX±1'					
	X.XXX±.004(0.10)	.XXX'±0.5'					

REV	LOCATIONS	DESCRIPTION	DATE	REVISER	APPD



Circuits (n)	Part No.	Dimensions(in/mm)		Circuits (n)	Part No.	Dimensions(in/mm)	
		A	B			A	B
1	FPH20053-S01BXXXXXXXXXB	—	.079(2.00)	21	FPH20053-S21BXXXXXXXXXB	1.574(40.00)	1.654(42.00)
2	FPH20053-S02BXXXXXXXXXB	.079(2.00)	.157(4.00)	22	FPH20053-S22BXXXXXXXXXB	1.654(42.00)	1.732(44.00)
3	FPH20053-S03BXXXXXXXXXB	.157(4.00)	.236(6.00)	23	FPH20053-S23BXXXXXXXXXB	1.732(44.00)	1.811(46.00)
4	FPH20053-S04BXXXXXXXXXB	.236(6.00)	.315(8.00)	24	FPH20053-S24BXXXXXXXXXB	1.811(46.00)	1.890(48.00)
5	FPH20053-S05BXXXXXXXXXB	.315(8.00)	.394(10.00)	25	FPH20053-S25BXXXXXXXXXB	1.890(48.00)	1.969(50.00)
6	FPH20053-S06BXXXXXXXXXB	.394(10.00)	.472(12.00)	26	FPH20053-S26BXXXXXXXXXB	1.969(50.00)	2.047(52.00)
7	FPH20053-S07BXXXXXXXXXB	.472(12.00)	.551(14.00)	27	FPH20053-S27BXXXXXXXXXB	2.047(52.00)	2.126(54.00)
8	FPH20053-S08BXXXXXXXXXB	.551(14.00)	.630(16.00)	28	FPH20053-S28BXXXXXXXXXB	2.126(54.00)	2.205(56.00)
9	FPH20053-S09BXXXXXXXXXB	.630(16.00)	.709(18.00)	29	FPH20053-S29BXXXXXXXXXB	2.205(56.00)	2.283(58.00)
10	FPH20053-S10BXXXXXXXXXB	.709(18.00)	.787(20.00)	30	FPH20053-S30BXXXXXXXXXB	2.283(58.00)	2.362(60.00)
11	FPH20053-S11BXXXXXXXXXB	.787(20.00)	.866(22.00)	31	FPH20053-S31BXXXXXXXXXB	2.362(60.00)	2.441(62.00)
12	FPH20053-S12BXXXXXXXXXB	.866(22.00)	.945(24.00)	32	FPH20053-S32BXXXXXXXXXB	2.441(62.00)	2.520(64.00)
13	FPH20053-S13BXXXXXXXXXB	.945(24.00)	1.024(26.00)	33	FPH20053-S33BXXXXXXXXXB	2.520(64.00)	2.598(66.00)
14	FPH20053-S14BXXXXXXXXXB	1.024(26.00)	1.102(28.00)	34	FPH20053-S34BXXXXXXXXXB	2.598(66.00)	2.677(68.00)
15	FPH20053-S15BXXXXXXXXXB	1.102(28.00)	1.181(30.00)	35	FPH20053-S35BXXXXXXXXXB	2.677(68.00)	2.756(70.00)
16	FPH20053-S16BXXXXXXXXXB	1.181(30.00)	1.260(32.00)	36	FPH20053-S36BXXXXXXXXXB	2.756(70.00)	2.835(72.00)
17	FPH20053-S17BXXXXXXXXXB	1.260(32.00)	1.339(34.00)	37	FPH20053-S37BXXXXXXXXXB	2.835(72.00)	2.913(74.00)
18	FPH20053-S18BXXXXXXXXXB	1.339(34.00)	1.417(36.00)	38	FPH20053-S38BXXXXXXXXXB	2.913(74.00)	2.992(76.00)
19	FPH20053-S19BXXXXXXXXXB	1.417(36.00)	1.496(38.00)	39	FPH20053-S39BXXXXXXXXXB	2.992(76.00)	3.071(78.00)
20	FPH20053-S20BXXXXXXXXXB	1.496(38.00)	1.574(40.00)	40	FPH20053-S40BXXXXXXXXXB	3.071(78.00)	3.150(80.00)



 THIRD ANGLE PROJECTION	GENERAL TOLERANCES (UNLESS SPECIFIED)		APPROVE BY	DATE	PART NO.	ITEM NO.	 3K-KAMING	
	X.±.012(0.30)	X.±5'	FRANK	23/DEC/19	FPH20053-SXXBXXXXXXXXXB	FPH20053		
	DESIGN UNITS Inch (metric)	X.X±.008(0.20)	X.±2'	CHECKED BY	DATE	TITLE		
	SCALE 5:1	X.XX±.006(0.15)	.XX±1'	CHERRY	23/DEC/19	Board to Board(Pin Header) Pitch 2.00mm 90° Angle(DIP)		
SIZE A<	X.XXX±.004(0.10)	.XXX±0.5'	DRAWN BY	DATE	THIS DRAWING CONTAINS INFORMATION THAT IS PROPRIETARY TO DONG GUAN LANG LUN(3K-KAMING) ELECTRONIC PRODUCTS CO., LTD. AND SHOULD NOT BE USED WITHOUT WRITTEN PERMISSION		REV 0	SHEET NO. 3/3
			ZOEY	23/DEC/19				