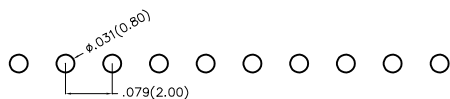
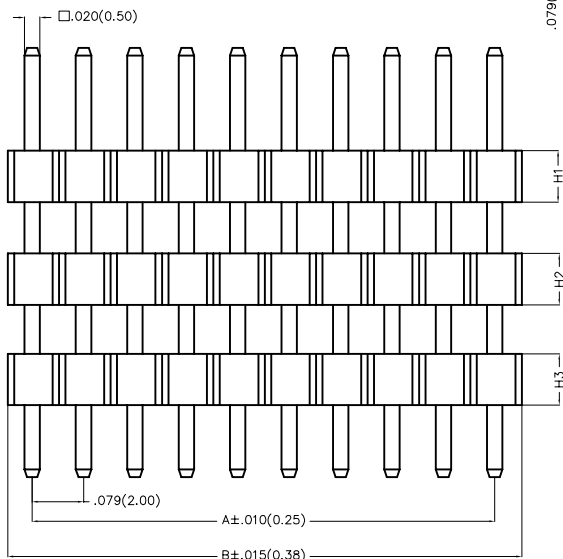
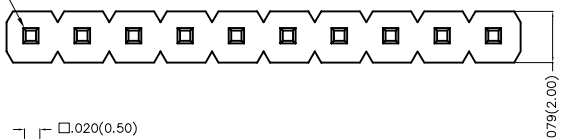


Dimensions(in/mm)

H	H1+H2+H3
.217(5.50)	.059(1.50)+.079(2.00)+.079(2.00)
.236(6.00)	.079(2.00)+.079(2.00)+.079(2.00)
.256(6.50)	.079(2.00)+.079(2.00)+.098(2.50)
.276(7.00)	.079(2.00)+.098(2.50)+.098(2.50)
≥.295(7.50)	.098(2.50)+.098(2.50)+.098(2.50)

Circuit No.1



Recommended P.C.Board Layout



SPECIFICATIONS

Electrical

Current Rating: 2.0A AC(rms)/DC  
 Voltage Rating: 250V AC(rms)/DC  
 Contact Resistance: 20 mΩ Max  
 Insulation Resistance: 1000 MΩ Min  
 Withstanding Voltage: 600V AC r.m.s  
 Temperature Range—Operating: -40°C~+105°C

Material

Housing: Glass Filled Polyester (UL 94V-0), Color: Black  
 Pin: Brass  
 Pin Plating: Gold plated/ Selective gold plated on contact area and 120μ" Min. matte tin plated on tails area



Ordering Information

FPH 200 46 - S XX S X XX X XX XX XX B  
 1 2 3 4 5 6 7 8 9 10 11 12 13

1 Category FPH—Pin Header	2 Series Number 200—Pitch2.00mm	3 Distinction No. 46	4 Row Option S—Single Row	5 Circuits XX	6 Entry Angle S—180° Vertical	7 Plating 1—Gold plated 7—Selective gold plated on contact area and matte tin plated on tails area
------------------------------	------------------------------------	-------------------------	------------------------------	------------------	----------------------------------	--

8 Thickness of Plating 01—1μ" 15—15μ" Custom plate available	9 Material—Resin 1—PBT 4—PA6T	10 E Size 01,02...—Serial number (See Table1)	11 F Size 01,02...—Serial number (See Table1)	12 H Size 01,02...—Serial number (See Table1)	13 Packaging B—PE Bag
---	-------------------------------------	---	---	---	--------------------------

 THIRD ANGLE PROJECTION DESIGN UNITS Inch (metric) SCALE 5:1 SIZE A<math>L</math>	GENERAL TOLERANCES (UNLESS SPECIFIED)		APPROVE BY FRANK	DATE 23/DEC/19	PART NO. FPH20046—SXXSXXXXXXXXXB	ITEM NO. FPH20046	 3K-KAMING REV 0 SHEET NO. 1/3
	X.±.012(0.30)	X.±5'	CHECKED BY CHERRY	DATE 23/DEC/19	TITLE Board to Board(Pin Header) Pitch 2.00mm 180° Vertical(DIP)		
	X.X±.008(0.20)	.X'±2'	DRAWN BY ZOEY	DATE 23/DEC/19	THIS DRAWING CONTAINS INFORMATION THAT IS PROPRIETARY TO DONG GUAN LANG LUN(3K-KAMING) ELECTRONIC PRODUCTS CO., LTD. AND SHOULD NOT BE USED WITHOUT WRITTEN PERMISSION		

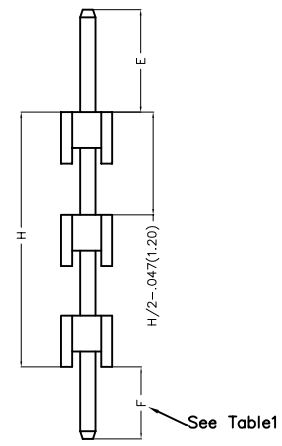
REV	LOCATIONS	DESCRIPTION	DATE	REVISER	APPD

Table1

Serial number	Dimensions (in/mm) E	Serial number	Dimensions (in/mm) E
01	.059(1.50)	19	.236(6.00)
02	.069(1.75)	20	.246(6.25)
03	.079(2.00)	21	.256(6.50)
04	.089(2.25)	22	.266(6.75)
05	.098(2.50)	23	.276(7.00)
06	.108(2.75)	24	.285(7.25)
07	.118(3.00)	25	.295(7.50)
08	.128(3.25)	26	.305(7.75)
09	.138(3.50)	27	.315(8.00)
10	.148(3.75)	28	.325(8.25)
11	.157(4.00)	29	.335(8.50)
12	.167(4.25)	30	.344(8.75)
13	.177(4.50)	31	.354(9.00)
14	.187(4.75)	32	.364(9.25)
15	.197(5.00)	33	.374(9.50)
16	.207(5.25)	34	.384(9.75)
17	.217(5.50)	35	.394(10.00)
18	.226(5.75)		

Serial number	Dimensions (in/mm) F	Serial number	Dimensions (in/mm) F
01	.059(1.50)	19	.236(6.00)
02	.069(1.75)	20	.246(6.25)
03	.079(2.00)	21	.256(6.50)
04	.089(2.25)	22	.266(6.75)
05	.098(2.50)	23	.276(7.00)
06	.108(2.75)	24	.285(7.25)
07	.118(3.00)	25	.295(7.50)
08	.128(3.25)	26	.305(7.75)
09	.138(3.50)	27	.315(8.00)
10	.148(3.75)	28	.325(8.25)
11	.157(4.00)	29	.335(8.50)
12	.167(4.25)	30	.344(8.75)
13	.177(4.50)	31	.354(9.00)
14	.187(4.75)	32	.364(9.25)
15	.197(5.00)	33	.374(9.50)
16	.207(5.25)	34	.384(9.75)
17	.217(5.50)	35	.394(10.00)
18	.226(5.75)		

Serial number	Dimensions (in/mm) H	Serial number	Dimensions (in/mm) H
01	.217(5.50)	19	.571(14.50)
02	.236(6.00)	20	.591(15.00)
03	.256(6.50)	21	.610(15.50)
04	.276(7.00)	22	.630(16.00)
05	.295(7.50)	23	.650(16.50)
06	.315(8.00)	24	.669(17.00)
07	.335(8.50)	25	.689(17.50)
08	.354(9.00)	26	.709(18.00)
09	.374(9.50)	27	.728(18.50)
10	.394(10.00)	28	.748(19.00)
11	.413(10.50)	29	.768(19.50)
12	.433(11.00)	30	.787(20.00)
13	.453(11.50)	31	.807(20.50)
14	.472(12.00)	32	.827(21.00)
15	.492(12.50)	33	.846(21.50)
16	.512(13.00)	34	.866(22.00)
17	.531(13.50)	35	.886(22.50)
18	.551(14.00)	36	.906(23.00)



 THIRD ANGLE PROJECTION	GENERAL TOLERANCES (UNLESS SPECIFIED)		APPROVE BY FRANK	DATE 23/DEC/19	PART NO. FPH20046-SXXSXXXXXXXXXXB	ITEM NO. FPH20046	 3K-KAMING
	X.±.012(0.30)	X'.±5'	CHECKED BY CHERRY	DATE 23/DEC/19	TITLE Board to Board(Pin Header) Pitch 2.00mm 180° Vertical(DIP)		
DESIGN UNITS Inch (metric)	X.X±.008(0.20)	.X'±2'	DRAWN BY ZOEY	DATE 23/DEC/19	THIS DRAWING CONTAINS INFORMATION THAT IS PROPRIETARY TO DONG GUAN LANG LUN(3K-KAMING) ELECTRONIC PRODUCTS CO.,LTD. AND SHOULD NOT BE USED WITHOUT WRITTEN PERMISSION		
SCALE 5:1	SIZE A<	X.XX±.006(0.15)					
		X.XXX±.004(0.10)					

REV	LOCATIONS	DESCRIPTION	DATE	REVISER	APPD



Circuits (n)	Part No.	Dimensions(in/mm)		Circuits (n)	Part No.	Dimensions(in/mm)	
		A	B			A	B
1	FPH20046-S01SXXXXXXXXXB	—	.079(2.00)	21	FPH20046-S21SXXXXXXXXXB	1.574(40.00)	1.654(42.00)
2	FPH20046-S02SXXXXXXXXXB	.079(2.00)	.157(4.00)	22	FPH20046-S22SXXXXXXXXXB	1.654(42.00)	1.732(44.00)
3	FPH20046-S03SXXXXXXXXXB	.157(4.00)	.236(6.00)	23	FPH20046-S23SXXXXXXXXXB	1.732(44.00)	1.811(46.00)
4	FPH20046-S04SXXXXXXXXXB	.236(6.00)	.315(8.00)	24	FPH20046-S24SXXXXXXXXXB	1.811(46.00)	1.890(48.00)
5	FPH20046-S05SXXXXXXXXXB	.315(8.00)	.394(10.00)	25	FPH20046-S25SXXXXXXXXXB	1.890(48.00)	1.969(50.00)
6	FPH20046-S06SXXXXXXXXXB	.394(10.00)	.472(12.00)	26	FPH20046-S26SXXXXXXXXXB	1.969(50.00)	2.047(52.00)
7	FPH20046-S07SXXXXXXXXXB	.472(12.00)	.551(14.00)	27	FPH20046-S27SXXXXXXXXXB	2.047(52.00)	2.126(54.00)
8	FPH20046-S08SXXXXXXXXXB	.551(14.00)	.630(16.00)	28	FPH20046-S28SXXXXXXXXXB	2.126(54.00)	2.205(56.00)
9	FPH20046-S09SXXXXXXXXXB	.630(16.00)	.709(18.00)	29	FPH20046-S29SXXXXXXXXXB	2.205(56.00)	2.283(58.00)
10	FPH20046-S10SXXXXXXXXXB	.709(18.00)	.787(20.00)	30	FPH20046-S30SXXXXXXXXXB	2.283(58.00)	2.362(60.00)
11	FPH20046-S11SXXXXXXXXXB	.787(20.00)	.866(22.00)	31	FPH20046-S31SXXXXXXXXXB	2.362(60.00)	2.441(62.00)
12	FPH20046-S12SXXXXXXXXXB	.866(22.00)	.945(24.00)	32	FPH20046-S32SXXXXXXXXXB	2.441(62.00)	2.520(64.00)
13	FPH20046-S13SXXXXXXXXXB	.945(24.00)	1.024(26.00)	33	FPH20046-S33SXXXXXXXXXB	2.520(64.00)	2.598(66.00)
14	FPH20046-S14SXXXXXXXXXB	1.024(26.00)	1.102(28.00)	34	FPH20046-S34SXXXXXXXXXB	2.598(66.00)	2.677(68.00)
15	FPH20046-S15SXXXXXXXXXB	1.102(28.00)	1.181(30.00)	35	FPH20046-S35SXXXXXXXXXB	2.677(68.00)	2.756(70.00)
16	FPH20046-S16SXXXXXXXXXB	1.181(30.00)	1.260(32.00)	36	FPH20046-S36SXXXXXXXXXB	2.756(70.00)	2.835(72.00)
17	FPH20046-S17SXXXXXXXXXB	1.260(32.00)	1.339(34.00)	37	FPH20046-S37SXXXXXXXXXB	2.835(72.00)	2.913(74.00)
18	FPH20046-S18SXXXXXXXXXB	1.339(34.00)	1.417(36.00)	38	FPH20046-S38SXXXXXXXXXB	2.913(74.00)	2.992(76.00)
19	FPH20046-S19SXXXXXXXXXB	1.417(36.00)	1.496(38.00)	39	FPH20046-S39SXXXXXXXXXB	2.992(76.00)	3.071(78.00)
20	FPH20046-S20SXXXXXXXXXB	1.496(38.00)	1.574(40.00)	40	FPH20046-S40SXXXXXXXXXB	3.071(78.00)	3.150(80.00)



 THIRD ANGLE PROJECTION	GENERAL TOLERANCES (UNLESS SPECIFIED)		APPROVE BY	DATE	PART NO.	ITEM NO.	 3K-KAMING
	X.±.012(0.30)	X.±5'	FRANK	23/DEC/19	FPH20046-SXXSXXXXXXXXXB	FPH20046	
	DESIGN UNITS Inch (metric)		CHECKED BY	DATE	TITLE		
	X.X±.008(0.20) .X'±2'		CHERRY	23/DEC/19	Board to Board(Pin Header) Pitch 2.00mm 180° Vertical(DIP)		
SCALE	SIZE	DRAWN BY		DATE	THIS DRAWING CONTAINS INFORMATION THAT IS PROPRIETARY TO DONG GUAN LANG LUN(3K-KAMING) ELECTRONIC PRODUCTS CO.,LTD. AND SHOULD NOT BE USED WITHOUT WRITTEN PERMISSION		
5:1	A/L	ZOEY		23/DEC/19	REV 0	SHEET NO. 3/3	