

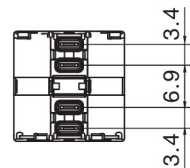
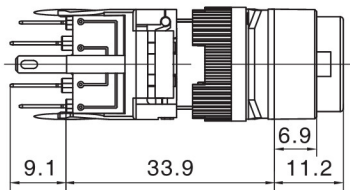
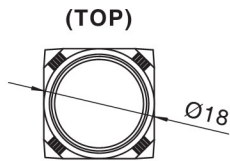


# 东莞市朗纶电子制品有限公司 Dongguan langlun electronic products Co., Ltd

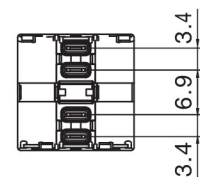
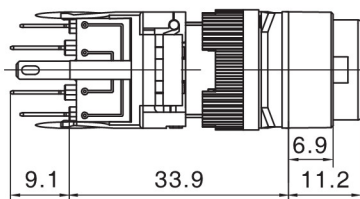
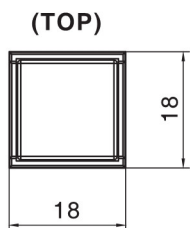
## F16系列按钮开关 / F16 Push button series

名称/外观 Product appearance	操作类别 Operation	带灯形式 Illuminated type	触点 Contact	产品型号 Model	灯罩颜色 Top Color	额定电压 Rated Voltage
圆形 / Round  	自复 Momentary	不带灯 Without LED	单刀/SPDT	F16-211 □●	请用下列颜色编码 替换型号中的"□" R 红色/Red G 绿色/Green Y 黄色/Yellow W 白色/White B 蓝色/Blue	请用下列颜色编码 替换型号中的"●" D:24VDC E:12VDC F:6.3VDC A1:110VAC A2:220VAC
			双刀/DPDT	F16-212 □●		
			三刀/TPDT	F16-213 □●		
		带灯 With LED	单刀/SPDT	F16-271 □●		
			双刀/DPDT	F16-272 □●		
			三刀/TPDT	F16-273 □●		
	自锁 Maintained	不带灯 Without LED	单刀/SPDT	F16-311 □●		
			双刀/DPDT	F16-312 □●		
			三刀/TPDT	F16-313 □●		
		带灯 With LED	单刀/SPDT	F16-371 □●		
			双刀/DPDT	F16-372 □●		
			三刀/TPDT	F16-373 □●		
方形 / Square  	自复 Momentary	不带灯 Without LED	单刀/SPDT	F16-221 □●	请用下列颜色编码 替换型号中的"□" R 红色/Red G 绿色/Green Y 黄色/Yellow W 白色/White B 蓝色/Blue	请用下列颜色编码 替换型号中的"●" D:24VDC E:12VDC F:6.3VDC A1:110VAC A2:220VAC
			双刀/DPDT	F16-222 □●		
			三刀/TPDT	F16-223 □●		
		带灯 With LED	单刀/SPDT	F16-281 □●		
			双刀/DPDT	F16-282 □●		
			三刀/TPDT	F16-283 □●		
	自锁 Maintained	不带灯 Without LED	单刀/SPDT	F16-321 □●		
			双刀/DPDT	F16-322 □●		
			三刀/TPDT	F16-323 □●		
		带灯 With LED	单刀/SPDT	F16-381 □●		
			双刀/DPDT	F16-382 □●		
			三刀/TPDT	F16-383 □●		
长方形 / Rectangle  	自复 Momentary	不带灯 Without LED	单刀/SPDT	F16-231 □●	请用下列颜色编码 替换型号中的"□" R 红色/Red G 绿色/Green Y 黄色/Yellow W 白色/White B 蓝色/Blue	请用下列颜色编码 替换型号中的"●" D:24VDC E:12VDC F:6.3VDC A1:110VAC A2:220VAC
			双刀/DPDT	F16-232 □●		
			三刀/TPDT	F16-233 □●		
		带灯 With LED	单刀/SPDT	F16-291 □●		
			双刀/DPDT	F16-292 □●		
			三刀/TPDT	F16-293 □●		
	自锁 Maintained	不带灯 Without LED	单刀/SPDT	F16-331 □●		
			双刀/DPDT	F16-332 □●		
			三刀/TPDT	F16-333 □●		
		带灯 With LED	单刀/SPDT	F16-391 □●		
			双刀/DPDT	F16-392 □●		
			三刀/TPDT	F16-393 □●		

圆形按钮



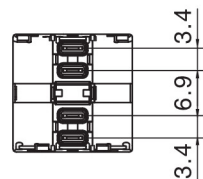
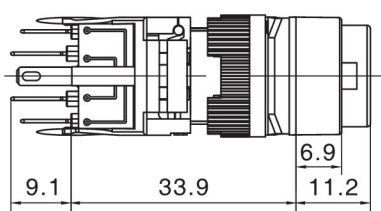
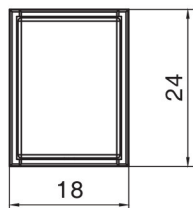
方形按钮



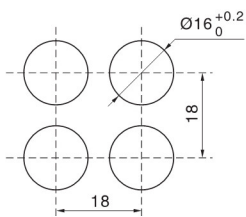
长方形按钮



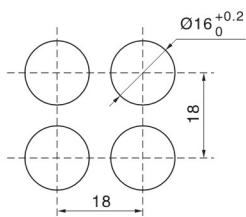
(TOP)



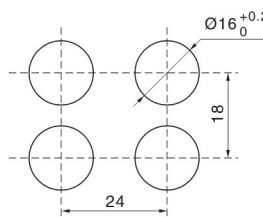
□ 安装尺寸图 / Installation size



圆形Round

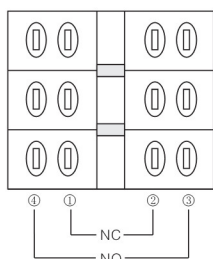


方形Square



矩形Rectangle

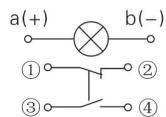
□ 端子排列图/ Terminal style



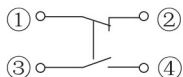
上TOP  
中Middle  
下Bottom

- 右侧产品的底座看成正面时，端子排列顺序及内部电路图。  
As shown at right, the base of product to be seen as front side, which show terminal disposition and inside coil drawing.
- 产品出产时基本安装触点座1C(1a+1b), 在需要时请指定增加最多3C(1a+1b)。  
Product assemble contact 1C(1a+1b), if needed, Please appoint to add at least 3C(1a+1b)

□ 接线图/Contacts Circuit

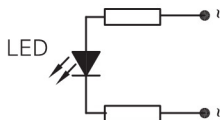


带灯按钮电路图  
With LED circurs



不带灯按钮电路图  
Without LED circurs

□ 灯珠电路图/LED Circuit



适用于交直流12VDC, 24VDC, 110VAC, 220VAC系列  
for 12VDC, 24VDC, 110VAC, 220VAC