

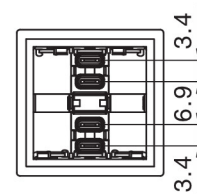
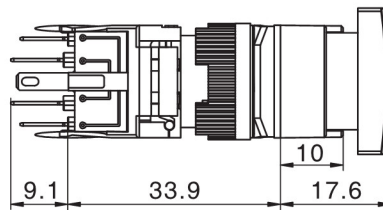
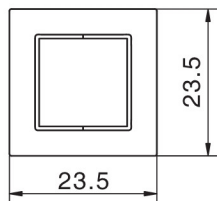


F16系列按钮开关 / F16 Push button series

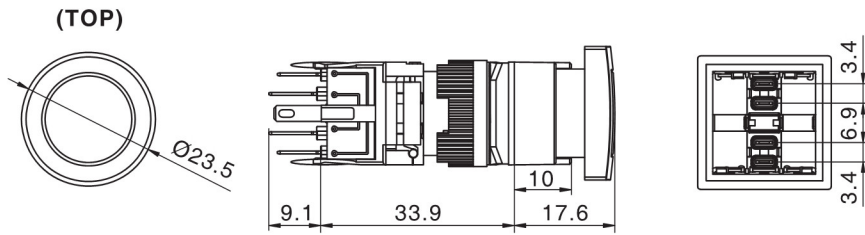
名称/外观 Product appearance	操作类别 Operation	带灯形式 Illuminated type	触点 Contact	产品型号 Model	灯罩颜色 Top Color	额定电压 Rated Voltage
圆形 / Round  	自复 Momentary	不带灯 Without LED	单刀/SPDT	F16-911 □●	请用下列颜色编码 替换型号中的"□" R 红色/Red G 绿色/Green Y 黄色/Yellow W 白色/White B 蓝色/Blue	请用下列颜色编码 替换型号中的"●" D:24VDC E:12VDC F:6.3VDC A1:110VAC A2:220VAC
			双刀/DPDT	F16-912 □●		
			三刀/TPDT	F16-913 □●		
		带灯 With LED	单刀/SPDT	F16-971 □●		
			双刀/DPDT	F16-972 □●		
			三刀/TPDT	F16-973 □●		
	自锁 Maintained	不带灯 Without LED	单刀/SPDT	F16-911H □●		
			双刀/DPDT	F16-912H □●		
			三刀/TPDT	F16-913H □●		
		带灯 With LED	单刀/SPDT	F16-971H □●		
			双刀/DPDT	F16-972H □●		
			三刀/TPDT	F16-973H □●		
方形 / Square  	自复 Momentary	不带灯 Without LED	单刀/SPDT	F16-921 □●	请用下列颜色编码 替换型号中的"□" R 红色/Red G 绿色/Green Y 黄色/Yellow W 白色/White B 蓝色/Blue	请用下列颜色编码 替换型号中的"●" D:24VDC E:12VDC F:6.3VDC A1:110VAC A2:220VAC
			双刀/DPDT	F16-922 □●		
			三刀/TPDT	F16-923 □●		
		带灯 With LED	单刀/SPDT	F16-981 □●		
			双刀/DPDT	F16-982 □●		
			三刀/TPDT	F16-983 □●		
	自锁 Maintained	不带灯 Without LED	双刀/DPDT	F16-922H □●		
			三刀/TPDT	F16-923H □●		
			单刀/SPDT	F16-981H □●		
		带灯 With LED	双刀/DPDT	F16-982H □●		
			三刀/TPDT	F16-983H □●		
			单刀/SPDT	F16-931 □●		
自复 Momentary	不带灯 Without LED	双刀/DPDT	F16-932 □●	请用下列颜色编码 替换型号中的"□" R 红色/Red G 绿色/Green Y 黄色/Yellow W 白色/White B 蓝色/Blue	请用下列颜色编码 替换型号中的"●" D:24VDC E:12VDC F:6.3VDC A1:110VAC A2:220VAC	
		三刀/TPDT	F16-933 □●			
		单刀/SPDT	F16-991 □●			
	带灯 With LED	双刀/DPDT	F16-992 □●			
		三刀/TPDT	F16-993 □●			
		单刀/SPDT	F16-931H □●			
自锁 Maintained	不带灯 Without LED	双刀/DPDT	F16-932H □●			
		三刀/TPDT	F16-933H □●			
		单刀/SPDT	F16-991H □●			
	带灯 With LED	双刀/DPDT	F16-992H □●			
		三刀/TPDT	F16-993H □●			
		单刀/SPDT	F16-991H □●			

(TOP)

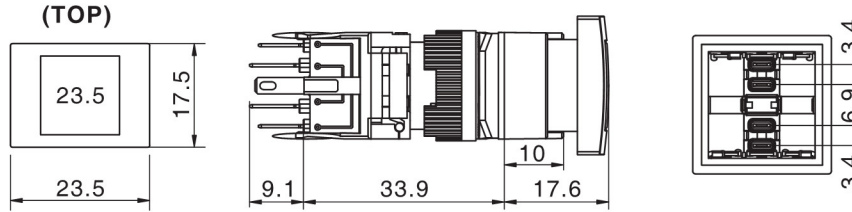
方形按钮



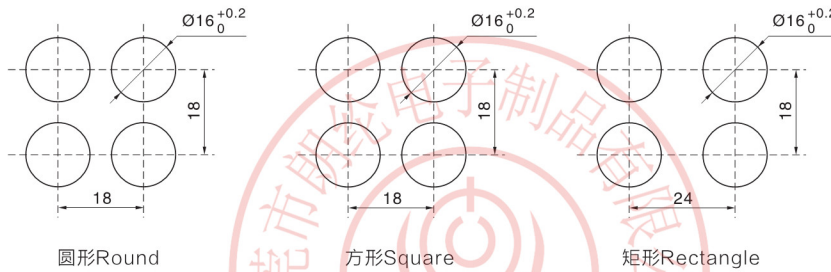
圆形按钮



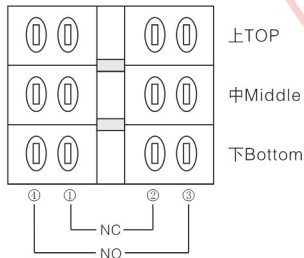
长方形按钮



安装尺寸图 / Installation size



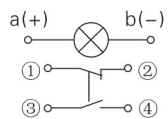
端子排列图/ Terminal style



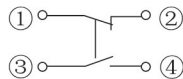
右侧产品的底座看成正面时，端子排列顺序及内部电路图。
As shown at right, the base of product to be seen as front side, which show terminal disposition and inside coil drawing.

产品出产时基本安装触点座1C(1a+1b), 在需要时请指定增加最多3C(1a+1b)。
Product assemble contact 1C(1a+1b), if needed, Please appoint to add at least 3C(1a+1b)

接线图/Contacts Circuit

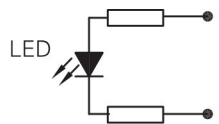


带灯按钮电路图
With LED circuits



不带灯按钮电路图
Without LED circuits

灯珠电路图/ LED Circuit



适用于交直流12VDC, 24VDC, 110VAC, 220VAC系列
for 12VDC, 24VDC, 110VAC, 220VAC