

Dimensions(in/mm)			
H	H1+H2	K	W
.118(3.00)	.059(1.50)+.059(1.50)	.059(1.50)	.134(3.40)
.138(3.50)	.059(1.50)+.059(1.50)		
.157(4.00)	.079(2.00)+.079(2.00)	.039(1.00)	.118(3.00)
.177(4.50)	.079(2.00)+.098(2.50)		
≥.197(5.00)	.098(2.50)+.098(2.50)		



REV	LOCATIONS	DESCRIPTION	DATE	REVISER	APPD

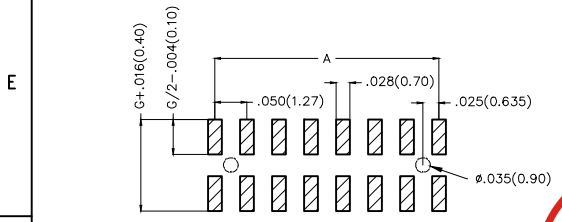
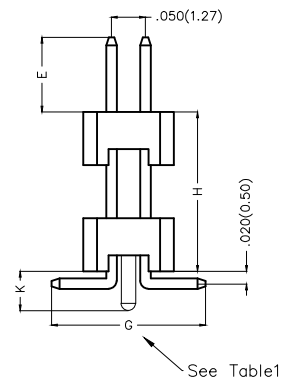
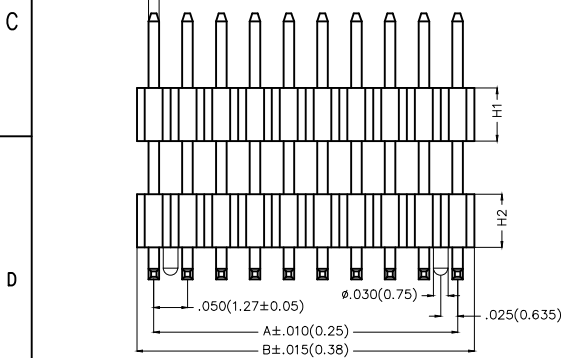
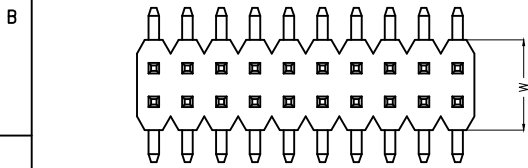
SPECIFICATIONS

Electrical

Current Rating:1.0A AC(rms)/DC
 Voltage Rating:250V AC(rms)/DC
 Contact Resistance:20 mΩ Max
 Insulation Resistance:1000 MΩ Min
 Withstanding Voltage:600V AC r.m.s
 Temperature Range-Operating: -40°C~+105°C

Material and Plating

Housing:Glass Filled Polyester (UL 94V-0), Color: Black
 Pin:Brass
 Pin Plating: Gold plated/ Selective gold plated on contact area and 120μ" Min. matte tin plated on tails area



Ordering Information

FPH 127 49 - D XX S X XX 4 XX XX XX M
 1 2 3 4 5 6 7 8 9 10 11 12 13

Category FPH-Pin Header	2 Series Number 127-Pitch1.27mm	3 Distinction No. 49	4 Row Option D-Double Row	5 Circuits XX	6 Entry Angle S-180° Vertical	7 Plating 1-Gold plated 7-Selective gold plated on contact area and matte tin plated on tails area
8 Thickness of Plating 01-1μ" 15-15μ" Custom plate available	9 Material-Resin 4-PA6T	10 E Size 01,02...-Serial number (See Table1)	11 G Size 01,02...-Serial number (See Table1)	12 H Size 01,02...-Serial number (See Table1)	13 Packaging M-Reel	

Recommended P.C.Board Layout



THIRD ANGLE PROJECTION	GENERAL TOLERANCES (UNLESS SPECIFIED)		APPROVE BY FRANK	DATE 17/DEC/19	PART NO. FPH12749-DXXSXXX4XXXXXXM	ITEM NO. FPH12749	
	DESIGN UNITS Inch (metric)	X.±.012(0.30) X.X±.008(0.20) X.XX±.006(0.15) X.XXX±.004(0.10)	X.'±5' X.'±2' X.X'±1' X.XXX±0.5'	CHECKED BY CHERRY	DATE 17/DEC/19	TITLE Board to Board(Pin Header) Pitch 1.27mm 180° Vertical(SMT)	
SCALE 5:1	SIZE A4	DRAWN BY ZOEY		DATE 17/DEC/19	THIS DRAWING CONTAINS INFORMATION THAT IS PROPRIETARY TO DONG GUAN LANG LUN(3K-KAMING) ELECTRONIC PRODUCTS CO.,LTD. AND SHOULD NOT BE USED WITHOUT WRITTEN PERMISSION		

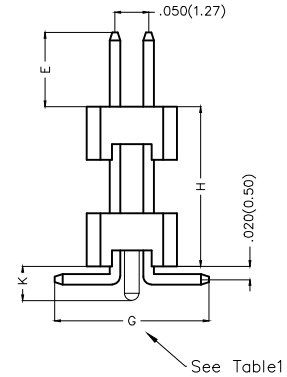
REV	LOCATIONS	DESCRIPTION	DATE	REVISER	APPD

Table1

Serial number	Dimensions (in/mm) E	Serial number	Dimensions (in/mm) E
01	.059(1.50)	19	.236(6.00)
02	.069(1.75)	20	.246(6.25)
03	.079(2.00)	21	.256(6.50)
04	.089(2.25)	22	.266(6.75)
05	.098(2.50)	23	.276(7.00)
06	.108(2.75)	24	.285(7.25)
07	.118(3.00)	25	.295(7.50)
08	.128(3.25)	26	.305(7.75)
09	.138(3.50)	27	.315(8.00)
10	.148(3.75)	28	.325(8.25)
11	.157(4.00)	29	.335(8.50)
12	.167(4.25)	30	.344(8.75)
13	.177(4.50)	31	.354(9.00)
14	.187(4.75)	32	.364(9.25)
15	.197(5.00)	33	.374(9.50)
16	.207(5.25)	34	.384(9.75)
17	.217(5.50)	35	.394(10.00)
18	.226(5.75)		

Serial number	Dimensions (in/mm) G	Serial number	Dimensions (in/mm) G
08	.207(5.25)	26	.384(9.75)
09	.217(5.50)	27	.394(10.00)
10	.226(5.75)		
11	.236(6.00)		
12	.246(6.25)		
13	.256(6.50)		
14	.266(6.75)		
15	.276(7.00)		
16	.285(7.25)		
17	.295(7.50)		
18	.305(7.75)		
19	.315(8.00)		
20	.325(8.25)		
21	.335(8.50)		
22	.344(8.75)		
23	.354(9.00)		
24	.364(9.25)		
25	.374(9.50)		

Serial number	Dimensions (in/mm) H	Serial number	Dimensions (in/mm) H
01	.118(3.00)	19	.472(12.00)
02	.138(3.50)	20	.492(12.50)
03	.157(4.00)	21	.512(13.00)
04	.177(4.50)	22	.531(13.50)
05	.197(5.00)	23	.551(14.00)
06	.217(5.50)	24	.571(14.50)
07	.236(6.00)	25	.591(15.00)
08	.256(6.50)	26	.610(15.50)
09	.276(7.00)	27	.630(16.00)
10	.295(7.50)	28	.650(16.50)
11	.315(8.00)	29	.669(17.00)
12	.335(8.50)	30	.689(17.50)
13	.354(9.00)	31	.709(18.00)
14	.374(9.50)	32	.728(18.50)
15	.394(10.00)	33	.748(19.00)
16	.413(10.50)	34	.768(19.50)
17	.433(11.00)	35	.787(20.00)
18	.453(11.50)		



 THIRD ANGLE PROJECTION	GENERAL TOLERANCES (UNLESS SPECIFIED)		APPROVE BY FRANK	DATE 17/DEC/19	PART NO. FPH12749-DXXSXXX4XXXXXXM	ITEM NO. FPH12749	 3K-KAMING		
	DESIGN UNITS Inch (metric)	X.±.012(0.30)	.X'±5'	CHECKED BY CHERRY	DATE 17/DEC/19	TITLE Board to Board(Pin Header) Pitch 1.27mm 180° Vertical(SMT)		REV 0	SHEET NO. 2/3
	SCALE 5:1	SIZE A4	X.XX±.006(0.15)	.XX'±1'	DRAWN BY ZOEY	DATE 17/DEC/19		THIS DRAWING CONTAINS INFORMATION THAT IS PROPRIETARY TO DONG GUAN LANG LUN(3K-KAMING) ELECTRONIC PRODUCTS CO.,LTD. AND SHOULD NOT BE USED WITHOUT WRITTEN PERMISSION	



REV	LOCATIONS	DESCRIPTION	DATE	REVISER	APPD

Circuits (n)	Part No.	Dimensions(in/mm)		Circuits (n)	Part No.	Dimensions(in/mm)	
		A	B			A	B
6	FPH12749-D06SXXX4XXXXXXM	.100(2.54)	.150(3.81)	46	FPH12749-D46SXXX4XXXXXXM	1.100(27.94)	1.150(29.21)
8	FPH12749-D08SXXX4XXXXXXM	.150(3.81)	.200(5.08)	48	FPH12749-D48SXXX4XXXXXXM	1.150(29.21)	1.200(30.48)
10	FPH12749-D10SXXX4XXXXXXM	.200(5.08)	.250(6.35)	50	FPH12749-D50SXXX4XXXXXXM	1.200(30.48)	1.250(31.75)
12	FPH12749-D12SXXX4XXXXXXM	.250(6.35)	.300(7.62)	52	FPH12749-D52SXXX4XXXXXXM	1.250(31.75)	1.300(33.02)
14	FPH12749-D14SXXX4XXXXXXM	.300(7.62)	.350(8.89)	54	FPH12749-D54SXXX4XXXXXXM	1.300(33.02)	1.350(34.29)
16	FPH12749-D16SXXX4XXXXXXM	.350(8.89)	.400(10.16)	56	FPH12749-D56SXXX4XXXXXXM	1.350(34.29)	1.400(35.56)
18	FPH12749-D18SXXX4XXXXXXM	.400(10.16)	.450(11.43)	58	FPH12749-D58SXXX4XXXXXXM	1.400(35.56)	1.450(36.83)
20	FPH12749-D20SXXX4XXXXXXM	.450(11.43)	.500(12.70)	60	FPH12749-D60SXXX4XXXXXXM	1.450(36.83)	1.500(38.10)
22	FPH12749-D22SXXX4XXXXXXM	.500(12.70)	.550(13.97)	62	FPH12749-D62SXXX4XXXXXXM	1.500(38.10)	1.550(39.37)
24	FPH12749-D24SXXX4XXXXXXM	.550(13.97)	.600(15.24)	64	FPH12749-D64SXXX4XXXXXXM	1.550(39.37)	1.600(40.64)
26	FPH12749-D26SXXX4XXXXXXM	.600(15.24)	.650(16.51)	66	FPH12749-D66SXXX4XXXXXXM	1.600(40.64)	1.650(41.91)
28	FPH12749-D28SXXX4XXXXXXM	.650(16.51)	.700(17.78)	68	FPH12749-D68SXXX4XXXXXXM	1.650(41.91)	1.700(43.18)
30	FPH12749-D30SXXX4XXXXXXM	.700(17.78)	.750(19.05)	70	FPH12749-D70SXXX4XXXXXXM	1.700(43.18)	1.750(44.45)
32	FPH12749-D32SXXX4XXXXXXM	.750(19.05)	.800(20.32)	72	FPH12749-D72SXXX4XXXXXXM	1.750(44.45)	1.800(45.72)
34	FPH12749-D34SXXX4XXXXXXM	.800(20.32)	.850(21.59)	74	FPH12749-D74SXXX4XXXXXXM	1.800(45.72)	1.850(46.99)
36	FPH12749-D36SXXX4XXXXXXM	.850(21.59)	.900(22.86)	76	FPH12749-D76SXXX4XXXXXXM	1.850(46.99)	1.900(48.26)
38	FPH12749-D38SXXX4XXXXXXM	.900(22.86)	.950(24.13)	78	FPH12749-D78SXXX4XXXXXXM	1.900(48.26)	1.950(49.53)
40	FPH12749-D40SXXX4XXXXXXM	.950(24.13)	1.00(25.40)	80	FPH12749-D80SXXX4XXXXXXM	1.950(49.53)	2.000(50.80)
42	FPH12749-D42SXXX4XXXXXXM	1.000(25.40)	1.050(26.67)	100	FPH12749-D100SXXX4XXXXXXM	2.450(62.23)	2.500(63.50)
44	FPH12749-D44SXXX4XXXXXXM	1.050(26.67)	1.100(27.94)				



 THIRD ANGLE PROJECTION	GENERAL TOLERANCES (UNLESS SPECIFIED)		APPROVE BY FRANK	DATE 17/DEC/19	PART NO. FPH12749-DXXSXXX4XXXXXXM	ITEM NO. FPH12749	 3K-KAMING
	X.±.012(0.30)	X.±5'	CHECKED BY CHERRY	DATE 17/DEC/19	TITLE Board to Board(Pin Header) Pitch 1.27mm 180° Vertical(SMT)		
	DESIGN UNITS Inch (metric)	X.X±.008(0.20)	X.±2'	DRAWN BY ZOEY	DATE 17/DEC/19	THIS DRAWING CONTAINS INFORMATION THAT IS PROPRIETARY TO DONG GUAN LANG LUN(3K-KAMING) ELECTRONIC PRODUCTS CO.,LTD. AND SHOULD NOT BE USED WITHOUT WRITTEN PERMISSION	
	SCALE 5:1	SIZE A4	X.XX±.006(0.15)				