

Dimensions(in/mm)		
H	F	W
.039(1.00)	.059(1.50)~.069(1.75)	.079(2.00)
.059(1.50)	.079(2.00)~.089(2.25)	
.079(2.00)	.098(2.50)~.108(2.75)	
.098(2.50)	≥.118(3.00)	

REV	LOCATIONS	DESCRIPTION	DATE	REVISER	APPD



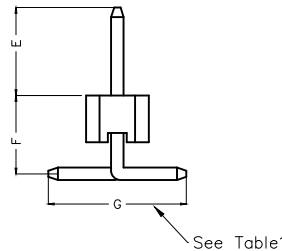
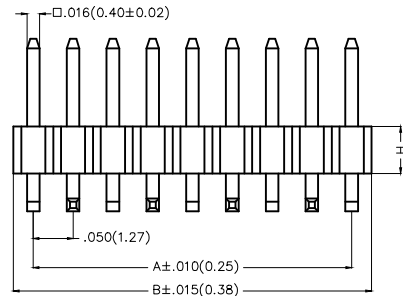
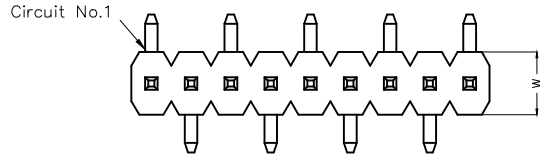
SPECIFICATIONS

Electrical

Current Rating: 1.0A AC(rms)/DC
 Voltage Rating: 250V AC(rms)/DC
 Contact Resistance: 20 mΩ Max
 Insulation Resistance: 1000 MΩ Min
 Withstanding Voltage: 600V AC r.m.s
 Temperature Range—Operating: -40°C~+105°C

Material and Plating

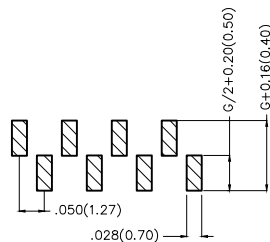
Housing: Glass Filled Polyester (UL 94V-0), Color: Black
 Pin: Brass
 Pin Plating: Gold plated/ Selective gold plated on contact area and 120μ" Min. matte tin plated on tails area



Ordering Information

FPH 127 36 — S XX S X XX 4 XX XX XX X
 1 2 3 4 5 6 7 8 9 10 11 12 13

Category FPH—Pin Header	Series Number 127—Pitch1.27mm	Distinction No. 36	Row Option S—Single Row	Circuits XX	Entry Angle S—180° Vertical	Plating 1—Gold plated 7—Selective gold plated on contact area and matte tin plated on tails area
Thickness of Plating 01—1μ" 15—15μ" Custom plate available	Material—Resin 4—PA6T	E Size 01,02...—Serial number (See Table1)	F Size 01,02...—Serial number (See Table1)	G Size 01,02...—Serial number (See Table1)	Packaging M—Reel L—Tube	



Recommended P.C.Board Layout

 THIRD ANGLE PROJECTION DESIGN UNITS Inch (metric) SCALE 5:1 SIZE A4	GENERAL TOLERANCES (UNLESS SPECIFIED)		APPROVE BY FRANK	DATE 17/DEC/19	PART NO. FPH12736—SXXSXXX4XXXXXXX	ITEM NO. FPH12736	 3K-KAMING REV 0 SHEET NO. 1/3
	X.±.012(0.30)	X.'±5'	CHECKED BY CHERRY	DATE 17/DEC/19	TITLE Board to Board(Pin Header) Pitch 1.27mm 180° Vertical(SMT)		
	X.XX±.008(0.20)	.X'±2'	DRAWN BY ZOEY	DATE 17/DEC/19	THIS DRAWING CONTAINS INFORMATION THAT IS PROPRIETARY TO DONG GUAN LANG LUN(3K-KAMING) ELECTRONIC PRODUCTS CO.,LTD. AND SHOULD NOT BE USED WITHOUT WRITTEN PERMISSION		

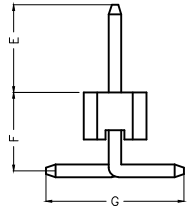
REV	LOCATIONS	DESCRIPTION	DATE	REVISER	APPD

Table1

Serial number	Dimensions (in/mm) E	Serial number	Dimensions (in/mm) E
01	.059(1.50)	19	.236(6.00)
02	.069(1.75)	20	.246(6.25)
03	.079(2.00)	21	.256(6.50)
04	.089(2.25)	22	.266(6.75)
05	.098(2.50)	23	.276(7.00)
06	.108(2.75)	24	.285(7.25)
07	.118(3.00)	25	.295(7.50)
08	.128(3.25)	26	.305(7.75)
09	.138(3.50)	27	.315(8.00)
10	.148(3.75)	28	.325(8.25)
11	.157(4.00)	29	.335(8.50)
12	.167(4.25)	30	.344(8.75)
13	.177(4.50)	31	.354(9.00)
14	.187(4.75)	32	.364(9.25)
15	.197(5.00)	33	.374(9.50)
16	.207(5.25)	34	.384(9.75)
17	.217(5.50)	35	.394(10.00)
18	.226(5.75)		

Serial number	Dimensions (in/mm) F	Serial number	Dimensions (in/mm) F
01	.059(1.50)	19	.236(6.00)
02	.069(1.75)	20	.246(6.25)
03	.079(2.00)	21	.256(6.50)
04	.089(2.25)	22	.266(6.75)
05	.098(2.50)	23	.276(7.00)
06	.108(2.75)	24	.285(7.25)
07	.118(3.00)	25	.295(7.50)
08	.128(3.25)	26	.305(7.75)
09	.138(3.50)	27	.315(8.00)
10	.148(3.75)	28	.325(8.25)
11	.157(4.00)	29	.335(8.50)
12	.167(4.25)	30	.344(8.75)
13	.177(4.50)	31	.354(9.00)
14	.187(4.75)	32	.364(9.25)
15	.197(5.00)	33	.374(9.50)
16	.207(5.25)	34	.384(9.75)
17	.217(5.50)	35	.394(10.00)
18	.226(5.75)		

Serial number	Dimensions (in/mm) G	Serial number	Dimensions (in/mm) G
01	.118(3.00)	19	.295(7.50)
02	.128(3.25)	20	.305(7.75)
03	.138(3.50)	21	.315(8.00)
04	.148(3.75)	22	.325(8.25)
05	.157(4.00)	23	.335(8.50)
06	.167(4.25)	24	.344(8.75)
07	.177(4.50)	25	.354(9.00)
08	.187(4.75)	26	.364(9.25)
09	.197(5.00)	27	.374(9.50)
10	.207(5.25)	28	.384(9.75)
11	.217(5.50)	29	.394(10.00)
12	.226(5.75)		
13	.236(6.00)		
14	.246(6.25)		
15	.256(6.50)		
16	.266(6.75)		
17	.276(7.00)		
18	.285(7.25)		



 THIRD ANGLE PROJECTION	GENERAL TOLERANCES (UNLESS SPECIFIED)		APPROVE BY FRANK	DATE 17/DEC/19	PART NO. FPH12736-SXXSXXX4XXXXXXX	ITEM NO. FPH12736	 3K-KAMING	
	X.±.012(0.30)	X'.±5'	CHECKED BY CHERRY	DATE 17/DEC/19	TITLE Board to Board(Pin Header) Pitch 1.27mm 180° Vertical(SMT)			REV 0
	DESIGN UNITS Inch (metric)	X.XX±.008(0.20)	.XX±2'	DRAWN BY ZOEY	DATE 17/DEC/19	THIS DRAWING CONTAINS INFORMATION THAT IS PROPRIETARY TO DONG GUAN LANG LUN(3K-KAMING) ELECTRONIC PRODUCTS CO.,LTD. AND SHOULD NOT BE USED WITHOUT WRITTEN PERMISSON		
	SCALE 5:1	SIZE A4	X.XXX±.004(0.10)	.XXX±0.5'				



REV	LOCATIONS	DESCRIPTION	DATE	REVISER	APPD

Circuits (n)	Part No.	Dimensions(in/mm)		Circuits (n)	Part No.	Dimensions(in/mm)	
		A	B			A	B
2	FPH12736-S02SXXX4XXXXXXXX	.050(1.27)	.100(2.54)	22	FPH12736-S22SXXX4XXXXXXXX	1.050(26.67)	1.100(27.94)
3	FPH12736-S03SXXX4XXXXXXXX	.100(2.54)	.150(3.81)	23	FPH12736-S23SXXX4XXXXXXXX	1.100(27.94)	1.150(29.21)
4	FPH12736-S04SXXX4XXXXXXXX	.150(3.81)	.200(5.08)	24	FPH12736-S24SXXX4XXXXXXXX	1.150(29.21)	1.200(30.48)
5	FPH12736-S05SXXX4XXXXXXXX	.200(5.08)	.250(6.35)	25	FPH12736-S25SXXX4XXXXXXXX	1.200(30.48)	1.250(31.75)
6	FPH12736-S06SXXX4XXXXXXXX	.250(6.35)	.300(7.62)	26	FPH12736-S26SXXX4XXXXXXXX	1.250(31.75)	1.300(33.02)
7	FPH12736-S07SXXX4XXXXXXXX	.300(7.62)	.350(8.89)	27	FPH12736-S27SXXX4XXXXXXXX	1.300(33.02)	1.350(34.29)
8	FPH12736-S08SXXX4XXXXXXXX	.350(8.89)	.400(10.16)	28	FPH12736-S28SXXX4XXXXXXXX	1.350(34.29)	1.400(35.56)
9	FPH12736-S09SXXX4XXXXXXXX	.400(10.16)	.450(11.43)	29	FPH12736-S29SXXX4XXXXXXXX	1.400(35.56)	1.450(36.83)
10	FPH12736-S10SXXX4XXXXXXXX	.450(11.43)	.500(12.70)	30	FPH12736-S30SXXX4XXXXXXXX	1.450(36.83)	1.500(38.10)
11	FPH12736-S11SXXX4XXXXXXXX	.500(12.70)	.550(13.97)	31	FPH12736-S31SXXX4XXXXXXXX	1.500(38.10)	1.550(39.37)
12	FPH12736-S12SXXX4XXXXXXXX	.550(13.97)	.600(15.24)	32	FPH12736-S32SXXX4XXXXXXXX	1.550(39.37)	1.600(40.64)
13	FPH12736-S13SXXX4XXXXXXXX	.600(15.24)	.650(16.51)	33	FPH12736-S33SXXX4XXXXXXXX	1.600(40.64)	1.650(41.91)
14	FPH12736-S14SXXX4XXXXXXXX	.650(16.51)	.700(17.78)	34	FPH12736-S34SXXX4XXXXXXXX	1.650(41.91)	1.700(43.18)
15	FPH12736-S15SXXX4XXXXXXXX	.700(17.78)	.750(19.05)	35	FPH12736-S35SXXX4XXXXXXXX	1.700(43.18)	1.750(44.45)
16	FPH12736-S16SXXX4XXXXXXXX	.750(19.05)	.800(20.32)	36	FPH12736-S36SXXX4XXXXXXXX	1.750(44.45)	1.800(45.72)
17	FPH12736-S17SXXX4XXXXXXXX	.800(20.32)	.850(21.59)	37	FPH12736-S37SXXX4XXXXXXXX	1.800(45.72)	1.850(46.99)
18	FPH12736-S18SXXX4XXXXXXXX	.850(21.59)	.900(22.86)	38	FPH12736-S38SXXX4XXXXXXXX	1.850(46.99)	1.900(48.26)
19	FPH12736-S19SXXX4XXXXXXXX	.900(22.86)	.950(24.13)	39	FPH12736-S39SXXX4XXXXXXXX	1.900(48.26)	1.950(49.53)
20	FPH12736-S20SXXX4XXXXXXXX	.950(24.13)	1.00(25.40)	40	FPH12736-S40SXXX4XXXXXXXX	1.950(49.53)	2.000(50.80)
21	FPH12736-S21SXXX4XXXXXXXX	1.000(25.40)	1.050(26.67)				



 THIRD ANGLE PROJECTION	GENERAL TOLERANCES (UNLESS SPECIFIED)		APPROVE BY FRANK	DATE 17/DEC/19	PART NO. FPH12736-SXXSXXX4XXXXXXXX	ITEM NO. FPH12736	 3K-KAMING	
	X.±.012(0.30)	X.±5'	CHECKED BY CHERRY	DATE 17/DEC/19	TITLE Board to Board(Pin Header) Pitch 1.27mm 180° Vertical(SMT)			REV 0
	DESIGN UNITS Inch (metric)	X.X±.008(0.20)	.X'±2'	DRAWN BY ZOEY	DATE 17/DEC/19	THIS DRAWING CONTAINS INFORMATION THAT IS PROPRIETARY TO DONG GUAN LANG LUN(3K-KAMING) ELECTRONIC PRODUCTS CO.,LTD. AND SHOULD NOT BE USED WITHOUT WRITTEN PERMISSION		
	SCALE 5:1	SIZE A4	X.XX±.006(0.15)	.XX'±1'				