

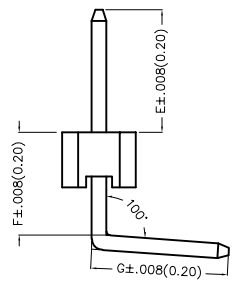
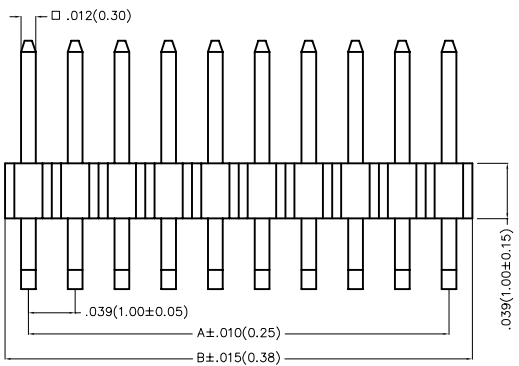
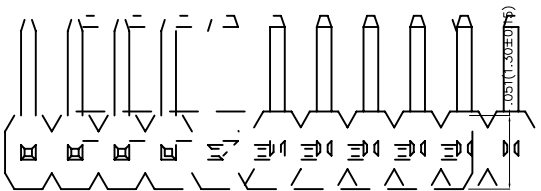
REV	LOCATIONS	DESCRIPTION	DATE	REVISER	APPD



SPECIFICATIONS

Electrical
 Current Rating: 1.0A AC(rms)/DC
 Voltage Rating: 250V AC(rms)/DC
 Contact Resistance: 20 mΩ Max
 Insulation Resistance: 1000 MΩ MIN
 Withstanding Voltage: 300V AC r.m.s
 Temperature Range-Operating: -40°C~+105°C

Material
 Housing: Glass Filled Polyester (UL 94V-0), Color: Black
 Pin: Brass
 Pin Plating: Gold plated/ Selective gold plated on contact area and 120μ" Min. matte tin plated on tails area

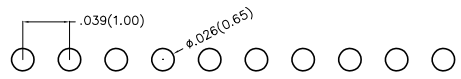


Ordering Information

FPH 100 37 — S XX B X XX 4 XX XX XX B
 1 2 3 4 5 6 7 8 9 10 11 12 13

1 Category FPH-Pin Header	2 Series Number 100-Pitch1.00mm	3 Distinction No. 37	4 Row Option S-Single Row	5 Circuits XX	6 Entry Angle B-100° Angle	7 Plating 1-Gold plated 7-Selective gold plated on contact area and matte tin plated on tails area
------------------------------	------------------------------------	-------------------------	------------------------------	------------------	-------------------------------	--

8 Thickness of Plating 01-1μ" 15-15μ" Custom plate available	9 Material-Resin 4-PA6T	10 E Size 01,02...-Serial number (See Table1)	11 F Size 01,02...-Serial number (See Table1)	12 G Size 01,02...-Serial number (See Table1)	13 Packaging B-PE Bag
---	----------------------------	---	---	---	--------------------------



Recommended P.C.Board Layout

THIRD ANGLE PROJECTION	GENERAL TOLERANCES (UNLESS SPECIFIED)		APPROVE BY FRANK	DATE 26/DEC/19	PART NO. FPH10037-SXXBXXX4XXXXXXB	ITEM NO. FPH10037	
	DESIGN UNITS Inch (metric)	X.±.012(0.30) X.X±.008(0.20) X.XX±.006(0.15) X.XXX±.004(0.10)	X'.±5' .X'±2' .XX'±1' .XXX'±0.5'	CHECKED BY CHERRY	DATE 26/DEC/19	TITLE Board to Board(Pin Header) Pitch 1.00mm 100° Angle(DIP)	
SCALE 5:1	SIZE A<		DRAWN BY ZOEY	DATE 26/DEC/19	THIS DRAWING CONTAINS INFORMATION THAT IS PROPRIETARY TO DONG GUAN LANG LUN(3K-KAMING) ELECTRONIC PRODUCTS CO.,LTD. AND SHOULD NOT BE USED WITHOUT WRITTEN PERMISSION		

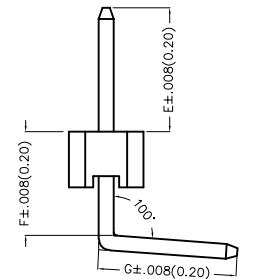
REV	LOCATIONS	DESCRIPTION	DATE	REVISER	APPD

Table1

Serial number	Dimensions (in/mm) E	Serial number	Dimensions (in/mm) E
01	.059(1.50)	19	.236(6.00)
02	.069(1.75)	20	.246(6.25)
03	.079(2.00)	21	.256(6.50)
04	.089(2.25)	22	.266(6.75)
05	.098(2.50)	23	.276(7.00)
06	.108(2.75)	24	.285(7.25)
07	.118(3.00)	25	.295(7.50)
08	.128(3.25)	26	.305(7.75)
09	.138(3.50)	27	.315(8.00)
10	.148(3.75)	28	.325(8.25)
11	.157(4.00)	29	.335(8.50)
12	.167(4.25)	30	.344(8.75)
13	.177(4.50)	31	.354(9.00)
14	.187(4.75)	32	.364(9.25)
15	.197(5.00)	33	.374(9.50)
16	.207(5.25)	34	.384(9.75)
17	.217(5.50)	35	.394(10.00)
18	.226(5.75)		

Serial number	Dimensions (in/mm) F	Serial number	Dimensions (in/mm) F
01	.118(3.00)	19	.295(7.50)
02	.128(3.25)	20	.305(7.75)
03	.138(3.50)	21	.315(8.00)
04	.148(3.75)	22	.325(8.25)
05	.157(4.00)	23	.335(8.50)
06	.167(4.25)	24	.344(8.75)
07	.177(4.50)	25	.354(9.00)
08	.187(4.75)	26	.364(9.25)
09	.197(5.00)	27	.374(9.50)
10	.207(5.25)	28	.384(9.75)
11	.217(5.50)	29	.394(10.00)
12	.226(5.75)		
13	.236(6.00)		
14	.246(6.25)		
15	.256(6.50)		
16	.266(6.75)		
17	.276(7.00)		
18	.285(7.25)		

Serial number	Dimensions (in/mm) G	Serial number	Dimensions (in/mm) G
01	.118(3.00)	19	.295(7.50)
02	.128(3.25)	20	.305(7.75)
03	.138(3.50)	21	.315(8.00)
04	.148(3.75)	22	.325(8.25)
05	.157(4.00)	23	.335(8.50)
06	.167(4.25)	24	.344(8.75)
07	.177(4.50)	25	.354(9.00)
08	.187(4.75)	26	.364(9.25)
09	.197(5.00)	27	.374(9.50)
10	.207(5.25)	28	.384(9.75)
11	.217(5.50)	29	.394(10.00)
12	.226(5.75)		
13	.236(6.00)		
14	.246(6.25)		
15	.256(6.50)		
16	.266(6.75)		
17	.276(7.00)		
18	.285(7.25)		



 THIRD ANGLE PROJECTION	GENERAL TOLERANCES (UNLESS SPECIFIED)		APPROVE BY FRANK	DATE 26/DEC/19	PART NO. FPH10037-SXXBXX4XXXXXXB	ITEM NO. FPH10037	 3K-KAMING®		
	X.±.012(0.30)	X.±5'	CHECKED BY CHERRY	DATE 26/DEC/19	TITLE Board to Board(Pin Header) Pitch 1.00mm 100° Angle(DIP)			REV 0	SHEET NO. 2/3
	X.X±.008(0.20)	.X'±2'	DRAWN BY ZOEY	DATE 26/DEC/19	THIS DRAWING CONTAINS INFORMATION THAT IS PROPRIETARY TO DONG GUAN LANG LUN(3K-KAMING) ELECTRONIC PRODUCTS CO.,LTD. AND SHOULD NOT BE USED WITHOUT WRITTEN PERMISSION				
	X.XX±.006(0.15)	.XX'±1'							
SCALE 5:1	SIZE A<	X.XXX±.004(0.10)	.XXX'±0.5'						

REV	LOCATIONS	DESCRIPTION	DATE	REVISER	APPD



Circuits (n)	Part No.	Dimensions(in/mm)		Circuits (n)	Part No.	Dimensions(in/mm)	
		A	B			A	B
1	FPH10037-S01BXXX4XXXXXXB	—	.039(1.00)	21	FPH10037-S21BXXX4XXXXXXB	.787(20.00)	.827(21.00)
2	FPH10037-S02BXXX4XXXXXXB	.039(1.00)	.079(2.00)	22	FPH10037-S22BXXX4XXXXXXB	.827(21.00)	.866(22.00)
3	FPH10037-S03BXXX4XXXXXXB	.079(2.00)	.118(3.00)	23	FPH10037-S23BXXX4XXXXXXB	.866(22.00)	.906(23.00)
4	FPH10037-S04BXXX4XXXXXXB	.118(3.00)	.157(4.00)	24	FPH10037-S24BXXX4XXXXXXB	.906(23.00)	.945(24.00)
5	FPH10037-S05BXXX4XXXXXXB	.157(4.00)	.197(5.00)	25	FPH10037-S25BXXX4XXXXXXB	.945(24.00)	.984(25.00)
6	FPH10037-S06BXXX4XXXXXXB	.197(5.00)	.236(6.00)	26	FPH10037-S26BXXX4XXXXXXB	.984(25.00)	1.024(26.00)
7	FPH10037-S07BXXX4XXXXXXB	.236(6.00)	.276(7.00)	27	FPH10037-S27BXXX4XXXXXXB	1.024(26.00)	1.063(27.00)
8	FPH10037-S08BXXX4XXXXXXB	.276(7.00)	.315(8.00)	28	FPH10037-S28BXXX4XXXXXXB	1.063(27.00)	1.102(28.00)
9	FPH10037-S09BXXX4XXXXXXB	.315(8.00)	.354(9.00)	29	FPH10037-S29BXXX4XXXXXXB	1.102(28.00)	1.142(29.00)
10	FPH10037-S10BXXX4XXXXXXB	.354(9.00)	.394(10.00)	30	FPH10037-S30BXXX4XXXXXXB	1.142(29.00)	1.181(30.00)
11	FPH10037-S11BXXX4XXXXXXB	.394(10.00)	.443(11.00)	31	FPH10037-S31BXXX4XXXXXXB	1.181(30.00)	1.220(31.00)
12	FPH10037-S12BXXX4XXXXXXB	.443(11.00)	.472(12.00)	32	FPH10037-S32BXXX4XXXXXXB	1.220(31.00)	1.260(32.00)
13	FPH10037-S13BXXX4XXXXXXB	.472(12.00)	.512(13.00)	33	FPH10037-S33BXXX4XXXXXXB	1.260(32.00)	1.130(33.00)
14	FPH10037-S14BXXX4XXXXXXB	.512(13.00)	.551(14.00)	34	FPH10037-S34BXXX4XXXXXXB	1.130(33.00)	1.339(34.00)
15	FPH10037-S15BXXX4XXXXXXB	.551(14.00)	.591(15.00)	35	FPH10037-S35BXXX4XXXXXXB	1.339(34.00)	1.379(35.00)
16	FPH10037-S16BXXX4XXXXXXB	.591(15.00)	.630(16.00)	36	FPH10037-S36BXXX4XXXXXXB	1.379(35.00)	1.417(36.00)
17	FPH10037-S17BXXX4XXXXXXB	.630(16.00)	.669(17.00)	37	FPH10037-S37BXXX4XXXXXXB	1.417(36.00)	1.457(37.00)
18	FPH10037-S18BXXX4XXXXXXB	.669(17.00)	.709(18.00)	38	FPH10037-S38BXXX4XXXXXXB	1.457(37.00)	1.497(38.00)
19	FPH10037-S19BXXX4XXXXXXB	.709(18.00)	.748(19.00)	39	FPH10037-S39BXXX4XXXXXXB	1.497(38.00)	1.535(39.00)
20	FPH10037-S20BXXX4XXXXXXB	.748(19.00)	.787(20.00)	40	FPH10037-S40BXXX4XXXXXXB	1.535(39.00)	1.575(40.00)



<p>THIRD ANGLE PROJECTION</p>	GENERAL TOLERANCES (UNLESS SPECIFIED)		APPROVE BY	DATE	PART NO.	ITEM NO.	<p>3K-KAMING®</p>
	X.±.012(0.30)	X.'±5'	FRANK	26/DEC/19	FPH10037-SXXBXXX4XXXXXXB	FPH10037	
	X.XX±.008(0.20)	.X'±2'	CHECKED BY	DATE	TITLE		
	X.XX±.006(0.15)	.XX'±1'	CHERRY	26/DEC/19	Board to Board(Pin Header) Pitch 1.00mm 100° Angle(DIP)		
SCALE	SIZE	X.XXX±.004(0.10)	.XXX'±0.5'	DRAWN BY	DATE	REV 0	SHEET NO. 3/3
5:1	A<			ZOEY	26/DEC/19		

THIS DRAWING CONTAINS INFORMATION THAT IS PROPRIETARY TO DONG GUAN LANG LUN(3K-KAMING) ELECTRONIC PRODUCTS CO.,LTD. AND SHOULD NOT BE USED WITHOUT WRITTEN PERMISSION