

Dimensions(in/mm)	
H	H1+H2
.118(3.00)	.059(1.50)+.059(1.50)
.138(3.50)	.059(1.50)+.079(2.00)
.157(4.00)	.079(2.00)+.079(2.00)
.177(4.50)	.079(2.00)+.098(2.50)
≥.197(5.00)	.098(2.50)+.098(2.50)



REV	LOCATIONS	DESCRIPTION	DATE	REVISER	APPD

SPECIFICATIONS

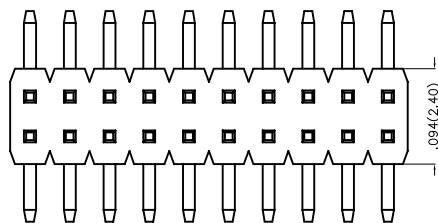
Electrical

Current Rating:1.0A AC(rms)/DC
Voltage Rating:250V AC(rms)/DC
Contact Resistance:20 mΩ Max
Insulation Resistance:1000 MΩ Min
Withstanding Voltage:300V AC r.m.s
Temperature Range-Operating: -40°C~+105°C

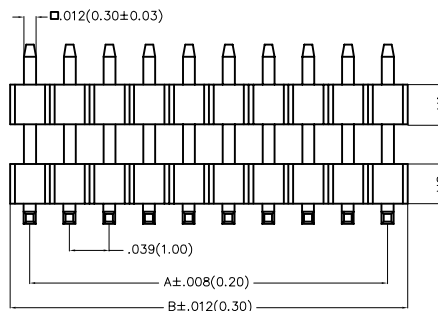
Material

Housing:Glass Filled Polyester (UL 94V-0), Color: Black
Pin:Brass
Pin Plating: Gold plated/ Selective gold plated on contact area and 120μ" Min. matte tin plated on tails area

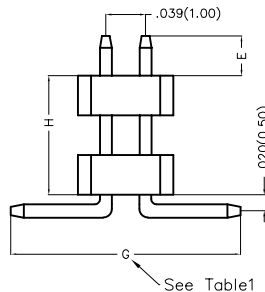
B



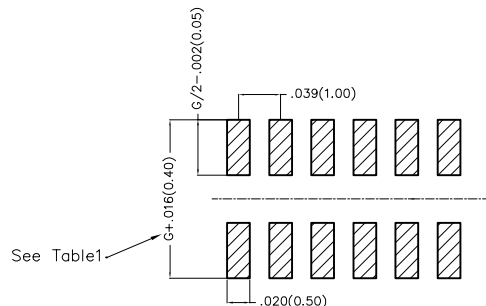
C



D



E



Recommended P.C.Board Layout

F



Ordering Information

FPH 100 34 - D XX S X XX 4 XX XX XX M
1 2 3 4 5 6 7 8 9 10 11 12 13

1 Category FPH-Pin Header	2 Series Number 100-Pitch1.00mm	3 Distinction No. 34	4 Row Option D-Double Row	5 Circuits XX	6 Entry Angle S-180° Vertical	7 Plating 1-Gold plated 7-Selective gold plated on contact area and matte tin plated on tails area
8 Thickness of Plating 01-1μ" 15-15μ" Custom plate available	9 Material-Resin 4-PA6T	10 E Size 01,02...-Serial number (See Table1)	11 G Size 01,02...-Serial number (See Table1)	12 H Size 01,02...-Serial number (See Table1)	13 Packaging M-Reel	

 THIRD ANGLE PROJECTION DESIGN UNITS Inch (metric) SCALE 5:1 SIZE A4	GENERAL TOLERANCES (UNLESS SPECIFIED)		APPROVE BY FRANK	DATE 26/DEC/19	PART NO. FPH10034-DXXSXX4XXXXXXM	ITEM NO. FPH10034	 3K-KAMING REV 0 SHEET NO. 1/3
	X.±.012(0.30)	X.±5'	CHECKED BY CHERRY	DATE 26/DEC/19	TITLE Board to Board(Pin Header) Pitch 1.00mm 180° Vertical(SMT)		
	X.XX±.008(0.20)	.X'±2'	DRAWN BY ZOEY	DATE 26/DEC/19	THIS DRAWING CONTAINS INFORMATION THAT IS PROPRIETARY TO DONG GUAN LANG LUN(3K-KAMING) ELECTRONIC PRODUCTS CO.,LTD. AND SHOULD NOT BE USED WITHOUT WRITTEN PERMISSION		

A

B

C

D

E

F

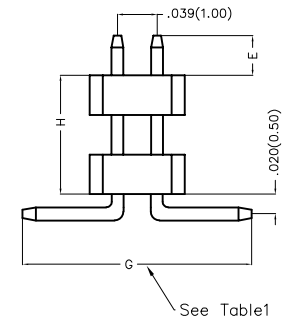
REV	LOCATIONS	DESCRIPTION	DATE	REVISER	APPD

Table1

Serial number	Dimensions (in/mm) E	Serial number	Dimensions (in/mm) E
01	.059(1.50)	19	.236(6.00)
02	.069(1.75)	20	.246(6.25)
03	.079(2.00)	21	.256(6.50)
04	.089(2.25)	22	.266(6.75)
05	.098(2.50)	23	.276(7.00)
06	.108(2.75)	24	.285(7.25)
07	.118(3.00)	25	.295(7.50)
08	.128(3.25)	26	.305(7.75)
09	.138(3.50)	27	.315(8.00)
10	.148(3.75)	28	.325(8.25)
11	.157(4.00)	29	.335(8.50)
12	.167(4.25)	30	.344(8.75)
13	.177(4.50)	31	.354(9.00)
14	.187(4.75)	32	.364(9.25)
15	.197(5.00)	33	.374(9.50)
16	.207(5.25)	34	.384(9.75)
17	.217(5.50)	35	.394(10.00)
18	.226(5.75)		

Serial number	Dimensions (in/mm) G	Serial number	Dimensions (in/mm) G
01	.138(3.50)	19	.315(8.00)
02	.148(3.75)	20	.325(8.25)
03	.157(4.00)	21	.335(8.50)
04	.167(4.25)	22	.344(8.75)
05	.177(4.50)	23	.354(9.00)
06	.187(4.75)	24	.364(9.25)
07	.197(5.00)	25	.374(9.50)
08	.207(5.25)	26	.384(9.75)
09	.217(5.50)	27	.394(10.00)
10	.226(5.75)		
11	.236(6.00)		
12	.246(6.25)		
13	.256(6.50)		
14	.266(6.75)		
15	.276(7.00)		
16	.285(7.25)		
17	.295(7.50)		
18	.305(7.75)		

Serial number	Dimensions (in/mm) H	Serial number	Dimensions (in/mm) H
01	.118(3.00)	19	.472(12.00)
02	.138(3.50)	20	.492(12.50)
03	.157(4.00)	21	.512(13.00)
04	.177(4.50)	22	.531(13.50)
05	.197(5.00)	23	.551(14.00)
06	.217(5.50)	24	.571(14.50)
07	.236(6.00)	25	.591(15.00)
08	.256(6.50)	26	.610(15.50)
09	.276(7.00)	27	.630(16.00)
10	.295(7.50)	28	.650(16.50)
11	.315(8.00)	29	.669(17.00)
12	.335(8.50)	30	.689(17.50)
13	.354(9.00)	31	.709(18.00)
14	.374(9.50)	32	.728(18.50)
15	.394(10.00)	33	.748(19.00)
16	.413(10.50)	34	.768(19.50)
17	.433(11.00)	35	.787(20.00)
18	.453(11.50)		



<p>THIRD ANGLE PROJECTION</p>	GENERAL TOLERANCES (UNLESS SPECIFIED)		APPROVE BY	DATE	PART NO.	ITEM NO.
	X.±.012(0.30)	X.'±5'	FRANK	26/DEC/19	FPH10034-DXXSXXX4XXXXXXM	FPH10034
	X.X±.008(0.20)	.X'±2'	CHECKED BY	DATE	TITLE	
	X.XX±.006(0.15)	.XX'±1'	CHERRY	26/DEC/19	Board to Board(Pin Header) Pitch 1.00mm 180° Vertical(SMT)	
SCALE	SIZE	X.XXX±.004(0.10)	.XXX'±0.5'	DRAWN BY	DATE	THIS DRAWING CONTAINS INFORMATION THAT IS PROPRIETARY TO DONG GUAN LANG LUN(3K-KAMING) ELECTRONIC PRODUCTS CO.,LTD. AND SHOULD NOT BE USED WITHOUT WRITTEN PERMISSION
5:1	A4			ZOEY	26/DEC/19	REV 0 SHEET NO. 2/3



REV	LOCATIONS	DESCRIPTION	DATE	REVISER	APPD

Circuits (n)	Part No.	Dimensions(in/mm)		Circuits (n)	Part No.	Dimensions(in/mm)	
		A	B			A	B
4	FPH10034-D04SXXX4XXXXXXM	.039(1.00)	.079(2.00)	44	FPH10034-D44SXXX4XXXXXXM	.827(21.00)	.866(22.00)
6	FPH10034-D06SXXX4XXXXXXM	.079(2.00)	.118(3.00)	46	FPH10034-D46SXXX4XXXXXXM	.866(22.00)	.906(23.00)
8	FPH10034-D08SXXX4XXXXXXM	.118(3.00)	.157(4.00)	48	FPH10034-D48SXXX4XXXXXXM	.906(23.00)	.945(24.00)
10	FPH10034-D10SXXX4XXXXXXM	.157(4.00)	.197(5.00)	50	FPH10034-D50SXXX4XXXXXXM	.945(24.00)	.984(25.00)
12	FPH10034-D12SXXX4XXXXXXM	.197(5.00)	.236(6.00)	52	FPH10034-D52SXXX4XXXXXXM	.984(25.00)	1.024(26.00)
14	FPH10034-D14SXXX4XXXXXXM	.236(6.00)	.276(7.00)	54	FPH10034-D54SXXX4XXXXXXM	1.024(26.00)	1.063(27.00)
16	FPH10034-D16SXXX4XXXXXXM	.276(7.00)	.315(8.00)	56	FPH10034-D56SXXX4XXXXXXM	1.063(27.00)	1.102(28.00)
18	FPH10034-D18SXXX4XXXXXXM	.315(8.00)	.354(9.00)	58	FPH10034-D58SXXX4XXXXXXM	1.102(28.00)	1.142(29.00)
20	FPH10034-D20SXXX4XXXXXXM	.354(9.00)	.394(10.00)	60	FPH10034-D60SXXX4XXXXXXM	1.142(29.00)	1.181(30.00)
22	FPH10034-D22SXXX4XXXXXXM	.394(10.00)	.443(11.00)	62	FPH10034-D62SXXX4XXXXXXM	1.181(30.00)	1.220(31.00)
24	FPH10034-D24SXXX4XXXXXXM	.443(11.00)	.472(12.00)	64	FPH10034-D64SXXX4XXXXXXM	1.220(31.00)	1.260(32.00)
26	FPH10034-D26SXXX4XXXXXXM	.472(12.00)	.512(13.00)	66	FPH10034-D66SXXX4XXXXXXM	1.260(32.00)	1.300(33.00)
28	FPH10034-D28SXXX4XXXXXXM	.512(13.00)	.551(14.00)	68	FPH10034-D68SXXX4XXXXXXM	1.300(33.00)	1.339(34.00)
30	FPH10034-D30SXXX4XXXXXXM	.551(14.00)	.591(15.00)	70	FPH10034-D70SXXX4XXXXXXM	1.339(34.00)	1.379(35.00)
32	FPH10034-D32SXXX4XXXXXXM	.591(15.00)	.630(16.00)	72	FPH10034-D72SXXX4XXXXXXM	1.379(35.00)	1.417(36.00)
34	FPH10034-D34SXXX4XXXXXXM	.630(16.00)	.669(17.00)	74	FPH10034-D74SXXX4XXXXXXM	1.417(36.00)	1.457(37.00)
36	FPH10034-D36SXXX4XXXXXXM	.669(17.00)	.709(18.00)	76	FPH10034-D76SXXX4XXXXXXM	1.457(37.00)	1.497(38.00)
38	FPH10034-D38SXXX4XXXXXXM	.709(18.00)	.748(19.00)	78	FPH10034-D78SXXX4XXXXXXM	1.497(38.00)	1.535(39.00)
40	FPH10034-D40SXXX4XXXXXXM	.748(19.00)	.787(20.00)	80	FPH10034-D80SXXX4XXXXXXM	1.535(39.00)	1.575(40.00)
42	FPH10034-D42SXXX4XXXXXXM	.787(20.00)	.827(21.00)				



 THIRD ANGLE PROJECTION	GENERAL TOLERANCES (UNLESS SPECIFIED)		APPROVE BY FRANK	DATE 26/DEC/19	PART NO. FPH10034-DXXSXXX4XXXXXXM	ITEM NO. FPH10034	 3K-KAMING		
	X.±.012(0.30)	X.±5'	CHECKED BY CHERRY	DATE 26/DEC/19	TITLE Board to Board(Pin Header) Pitch 1.00mm 180° Vertical(SMT)			REV 0	SHEET NO. 3/3
	X.XX±.008(0.20)	.X'±2'	DRAWN BY ZOEY	DATE 26/DEC/19	THIS DRAWING CONTAINS INFORMATION THAT IS PROPRIETARY TO DONG GUAN LANG LUN(3K-KAMING) ELECTRONIC PRODUCTS CO.,LTD. AND SHOULD NOT BE USED WITHOUT WRITTEN PERMISSION				
SCALE 5:1	SIZE A4	X.XX±.006(0.15)	.XX'±1'						
		X.XXX±.004(0.10)	.XXX'±0.5'						