

REV	LOCATIONS	DESCRIPTION	DATE	REVISER	APPD



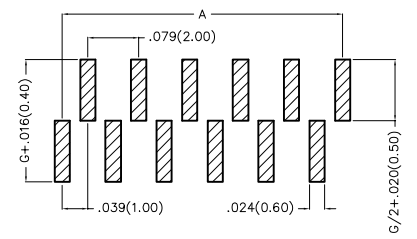
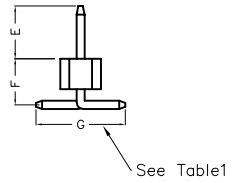
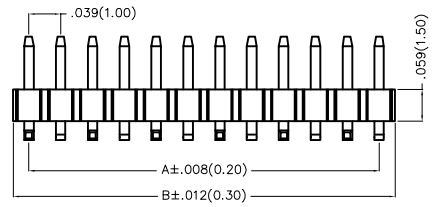
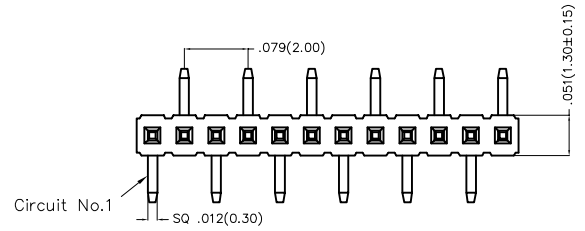
SPECIFICATIONS

Electrical

Current Rating: 1.0A AC(rms)/DC
 Voltage Rating: 250V AC(rms)/DC
 Contact Resistance: 20 mΩ Max
 Insulation Resistance: 1000 MΩ MIN
 Withstanding Voltage: 300V AC r.m.s
 Temperature Range-Operating: -40°C~+85°C

Material

Housing: Glass Filled Polyester (UL 94V-0), Color: Black
 Pin: Brass
 Pin Plating: Gold plated/ Selective gold plated on contact area and 120μ" Min. matte tin plated on tails area



Recommended P.C.Board Layout



Ordering Information

FPH	100	31	—	S	XX	S	X	XX	4	XX	XX	XX	M
1	2	3		4	5	6	7	8	9	10	11	12	13

1 Category FPH-Pin Header	2 Series Number 100-Pitch1.00mm	3 Distinction No. 31	4 Row Option S-Single Row	5 Circuits XX	6 Entry Angle S-180° Vertical	7 Plating 1-Gold plated 7-Selective gold plated on contact area and matte tin plated on tails area
8 Thickness of Plating 01-1μ" 15-15μ" Custom plate available	9 Material-Resin 4-PA6T	10 E Size 01,02...-Serial number (See Table1)	11 F Size 01,02...-Serial number (See Table1)	12 G Size 01,02...-Serial number (See Table1)	13 Packaging M-Reel	

 THIRD ANGLE PROJECTION DESIGN UNITS Inch (metric) SCALE 5:1	GENERAL TOLERANCES (UNLESS SPECIFIED) X.±.012(0.30) X'.±5' X.X±.008(0.20) .X'±2' X.XX±.006(0.15) .XX'±1' X.XXX±.004(0.10) .XXX'±0.5'		APPROVE BY FRANK CHECKED BY CHERRY DRAWN BY ZOEY	DATE 26/DEC/19 DATE 26/DEC/19 DATE 26/DEC/19	PART NO. FPH10031-SXXSXX4XXXXXXM TITLE Board to Board(Pin Header) Pitch 1.00mm 180° Vertical(SMT)	ITEM NO. FPH10031 REV 0	 SHEET NO. 1/3
	THIS DRAWING CONTAINS INFORMATION THAT IS PROPRIETARY TO DONG GUAN LANG JUN(3K-KAMING) ELECTRONIC PRODUCTS CO., LTD. AND SHOULD NOT BE USED WITHOUT WRITTEN PERMISSION						

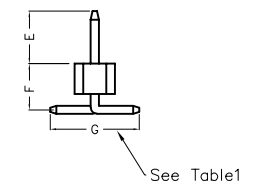
REV	LOCATIONS	DESCRIPTION	DATE	REVISER	APPD

Table1


Serial number	Dimensions (in/mm) E	Serial number	Dimensions (in/mm) E
01	.059(1.50)	19	.236(6.00)
02	.069(1.75)	20	.246(6.25)
03	.079(2.00)	21	.256(6.50)
04	.089(2.25)	22	.266(6.75)
05	.098(2.50)	23	.276(7.00)
06	.108(2.75)	24	.285(7.25)
07	.118(3.00)	25	.295(7.50)
08	.128(3.25)	26	.305(7.75)
09	.138(3.50)	27	.315(8.00)
10	.148(3.75)	28	.325(8.25)
11	.157(4.00)	29	.335(8.50)
12	.167(4.25)	30	.344(8.75)
13	.177(4.50)	31	.354(9.00)
14	.187(4.75)	32	.364(9.25)
15	.197(5.00)	33	.374(9.50)
16	.207(5.25)	34	.384(9.75)
17	.217(5.50)	35	.394(10.00)
18	.226(5.75)		

Serial number	Dimensions (in/mm) F	Serial number	Dimensions (in/mm) F
01	.071(1.80)	19	.248(6.30)
02	.081(2.05)	20	.258(6.55)
03	.091(2.30)	21	.268(6.80)
04	.100(2.55)	22	.278(7.05)
05	.110(2.80)	23	.287(7.30)
06	.120(3.05)	24	.297(7.55)
07	.130(3.30)	25	.307(7.80)
08	.140(3.55)	26	.317(8.05)
09	.150(3.80)	27	.327(8.30)
10	.159(4.05)	28	.337(8.55)
11	.169(4.30)	29	.346(8.80)
12	.179(4.55)	30	.356(9.05)
13	.189(4.80)	31	.366(9.30)
14	.199(5.05)	32	.376(9.55)
15	.209(5.30)	33	.386(9.80)
16	.219(5.55)	34	.396(10.05)
17	.228(5.80)		
18	.238(6.05)		

Serial number	Dimensions (in/mm) G	Serial number	Dimensions (in/mm) G
01	.098(2.50)	19	.276(7.00)
02	.108(2.75)	20	.285(7.25)
03	.118(3.00)	21	.295(7.50)
04	.128(3.25)	22	.305(7.75)
05	.138(3.50)	23	.315(8.00)
06	.148(3.75)	24	.325(8.25)
07	.157(4.00)	25	.335(8.50)
08	.167(4.25)	26	.344(8.75)
09	.177(4.50)	27	.354(9.00)
10	.187(4.75)	28	.364(9.25)
11	.197(5.00)	29	.374(9.50)
12	.207(5.25)	30	.384(9.75)
13	.217(5.50)	31	.394(10.00)
14	.226(5.75)		
15	.236(6.00)		
16	.246(6.25)		
17	.256(6.50)		
18	.266(6.75)		



 THIRD ANGLE PROJECTION	GENERAL TOLERANCES (UNLESS SPECIFIED)		APPROVE BY	DATE	PART NO.	ITEM NO.	 3K-KAMING		
	X.±.012(0.30)	X'.±5'	FRANK	26/DEC/19	FPH10031-SXXSXX4XXXXXXM	FPH10031			
	DESIGN UNITS Inch (metric)	X.X±.008(0.20)	X'.±2'	CHECKED BY	DATE	TITLE		REV 0	SHEET NO. 2/3
	SCALE	X.XX±.006(0.15)	.XX±1'	CHERRY	26/DEC/19	Board to Board(Pin Header) Pitch 1.00mm 180° Vertical(SMT)			
SIZE	X.XXX±.004(0.10)	.XXX±0.5'	DRAWN BY	DATE	THIS DRAWING CONTAINS INFORMATION THAT IS PROPRIETARY TO DONG GUAN LANG LUN(3K-KAMING) ELECTRONIC PRODUCTS CO., LTD. AND SHOULD NOT BE USED WITHOUT WRITTEN PERMISSION				
			ZOEY	26/DEC/19					



REV	LOCATIONS	DESCRIPTION	DATE	REVISER	APPD

Table1

Circuits (n)	Part No.	Dimensions(in/mm)		Circuits (n)	Part No.	Dimensions(in/mm)	
		A	B			A	B
1	FPH10031-S01SXXX4XXXXXXM	—	.039(1.00)	21	FPH10031-S21SXXX4XXXXXXM	.787(20.00)	.827(21.00)
2	FPH10031-S02SXXX4XXXXXXM	.039(1.00)	.079(2.00)	22	FPH10031-S22SXXX4XXXXXXM	.827(21.00)	.866(22.00)
3	FPH10031-S03SXXX4XXXXXXM	.079(2.00)	.118(3.00)	23	FPH10031-S23SXXX4XXXXXXM	.866(22.00)	.906(23.00)
4	FPH10031-S04SXXX4XXXXXXM	.118(3.00)	.157(4.00)	24	FPH10031-S24SXXX4XXXXXXM	.906(23.00)	.945(24.00)
5	FPH10031-S05SXXX4XXXXXXM	.157(4.00)	.197(5.00)	25	FPH10031-S25SXXX4XXXXXXM	.945(24.00)	.984(25.00)
6	FPH10031-S06SXXX4XXXXXXM	.197(5.00)	.236(6.00)	26	FPH10031-S26SXXX4XXXXXXM	.984(25.00)	1.024(26.00)
7	FPH10031-S07SXXX4XXXXXXM	.236(6.00)	.276(7.00)	27	FPH10031-S27SXXX4XXXXXXM	1.024(26.00)	1.063(27.00)
8	FPH10031-S08SXXX4XXXXXXM	.276(7.00)	.315(8.00)	28	FPH10031-S28SXXX4XXXXXXM	1.063(27.00)	1.102(28.00)
9	FPH10031-S09SXXX4XXXXXXM	.315(8.00)	.354(9.00)	29	FPH10031-S29SXXX4XXXXXXM	1.102(28.00)	1.142(29.00)
10	FPH10031-S10SXXX4XXXXXXM	.354(9.00)	.394(10.00)	30	FPH10031-S30SXXX4XXXXXXM	1.142(29.00)	1.181(30.00)
11	FPH10031-S11SXXX4XXXXXXM	.394(10.00)	.443(11.00)	31	FPH10031-S31SXXX4XXXXXXM	1.181(30.00)	1.220(31.00)
12	FPH10031-S12SXXX4XXXXXXM	.443(11.00)	.472(12.00)	32	FPH10031-S32SXXX4XXXXXXM	1.220(31.00)	1.260(32.00)
13	FPH10031-S13SXXX4XXXXXXM	.472(12.00)	.512(13.00)	33	FPH10031-S33SXXX4XXXXXXM	1.260(32.00)	1.130(33.00)
14	FPH10031-S14SXXX4XXXXXXM	.512(13.00)	.551(14.00)	34	FPH10031-S34SXXX4XXXXXXM	1.130(33.00)	1.339(34.00)
15	FPH10031-S15SXXX4XXXXXXM	.551(14.00)	.591(15.00)	35	FPH10031-S35SXXX4XXXXXXM	1.339(34.00)	1.379(35.00)
16	FPH10031-S16SXXX4XXXXXXM	.591(15.00)	.630(16.00)	36	FPH10031-S36SXXX4XXXXXXM	1.379(35.00)	1.417(36.00)
17	FPH10031-S17SXXX4XXXXXXM	.630(16.00)	.669(17.00)	37	FPH10031-S37SXXX4XXXXXXM	1.417(36.00)	1.457(37.00)
18	FPH10031-S18SXXX4XXXXXXM	.669(17.00)	.709(18.00)	38	FPH10031-S38SXXX4XXXXXXM	1.457(37.00)	1.497(38.00)
19	FPH10031-S19SXXX4XXXXXXM	.709(18.00)	.748(19.00)	39	FPH10031-S39SXXX4XXXXXXM	1.497(38.00)	1.535(39.00)
20	FPH10031-S20SXXX4XXXXXXM	.748(19.00)	.787(20.00)	40	FPH10031-S40SXXX4XXXXXXM	1.535(39.00)	1.575(40.00)



 THIRD ANGLE PROJECTION	GENERAL TOLERANCES (UNLESS SPECIFIED)		APPROVE BY	DATE	PART NO.	ITEM NO.	 3K-KAMING	
	X.±.012(0.30)	X'.±5'	FRANK	26/DEC/19	FPH10031-SXXSXXX4XXXXXXM	FPH10031		
	DESIGN UNITS Inch (metric)	X.X±.008(0.20)	X'.±2'	CHECKED BY	DATE	TITLE		REV 0
	SCALE	X.XX±.006(0.15)	.XX'±1'	CHERRY	26/DEC/19	Board to Board(Pin Header) Pitch 1.00mm 180° Vertical(SMT)		SHEET NO. 3/3
5:1	X.XXX±.004(0.10)	.XXX±0.5'	DRAWN BY	DATE	THIS DRAWING CONTAINS INFORMATION THAT IS PROPRIETARY TO DONG GUAN LANG LUN(3K-KAMING) ELECTRONIC PRODUCTS CO.,LTD. AND SHOULD NOT BE USED WITHOUT WRITTEN PERMISSION			
			ZOEY	26/DEC/19				