

| Dimensions(in/mm) | |
|-------------------|-----------------------|
| H | F |
| .039(1.00) | .059(1.50)~.069(1.75) |
| .059(1.50) | .079(2.00)~.089(2.25) |
| .079(2.00) | .098(2.50)~.108(2.75) |
| .098(2.50) | ≥.118(3.00) |

| REV | LOCATIONS | DESCRIPTION | DATE | REVISER | APPD |
|-----|-----------|-------------|------|---------|------|
| | | | | | |

A

A

SPECIFICATIONS

Electrical

Current Rating: 1.0A AC(rms)/DC
Voltage Rating: 250V AC(rms)/DC
Contact Resistance: 20 mΩ Max
Insulation Resistance: 1000 MΩ MIN
Withstanding Voltage: 300V AC r.m.s
Temperature Range-Operating: -40°C~+105°C

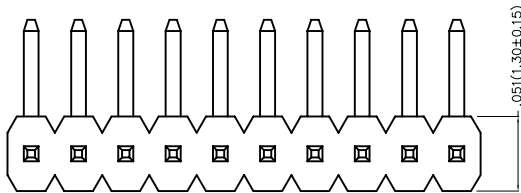
Material

Housing: Glass Filled Polyester (UL 94V-0), Color: Black
Pin: Brass
Pin Plating: Gold plated/ Selective gold plated on contact area and 120μ" Min. matte tin plated on tails area



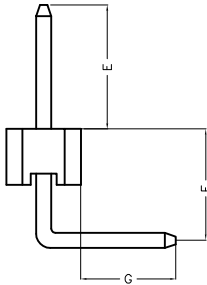
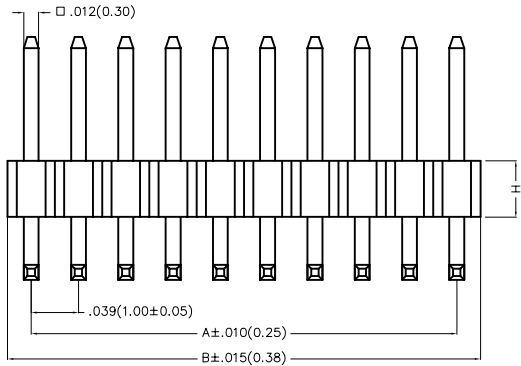
B

B



C

C



D

D

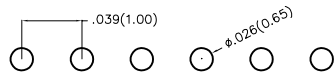
Ordering Information

FPH 100 27 - S XX B X XX 4 XX XX XX B
1 2 3 4 5 6 7 8 9 10 11 12 13

E

E

| | | | | | | |
|---|------------------------------------|---|---|---|------------------------------|--|
| 1 Category FPH-Pin Header | 2 Series Number 100-Pitch1.00mm | 3 Distinction No. 27 | 4 Row Option S-Single Row | 5 Circuits XX | 6 Entry Angle B-90° Angle | 7 Plating 1-Gold plated 7-Selective gold plated on contact area and matte tin plated on tails area |
| 8 Thickness of Plating 01-1μ" 15-15μ" Custom plate available | 9 Material-Resin 4-PA6T | 10 E Size 01,02...-Serial number (See Table1) | 11 F Size 01,02...-Serial number (See Table1) | 12 G Size 01,02...-Serial number (See Table1) | 13 Packaging B-PE Bag | |



Recommended P.C.Board Layout

F

F

| | | | | | | | |
|---|---------------------------------------|--------|----------------------|-------------------|---|----------------------|--------------------------------------|
| THIRD ANGLE PROJECTION DESIGN UNITS Inch (metric) SCALE 5:1 SIZE A4 | GENERAL TOLERANCES (UNLESS SPECIFIED) | | APPROVE BY FRANK | DATE 26/DEC/19 | PART NO. FPH10027-SXXBXXX4XXXXXXB | ITEM NO. FPH10027 | 3K-KAMING REV 0 SHEET NO. 1/3 |
| | X.±.012(0.30) | X'.±5' | CHECKED BY CHERRY | DATE 26/DEC/19 | TITLE Board to Board(Pin Header) Pitch 1.00mm 90° Angle(DIP) | | |
| | X.XX±.008(0.20) | .X'±2' | DRAWN BY ZOEY | DATE 26/DEC/19 | THIS DRAWING CONTAINS INFORMATION THAT IS PROPRIETARY TO DONG GUAN LANG LUN(3K-KAMING) ELECTRONIC PRODUCTS CO.,LTD. AND SHOULD NOT BE USED WITHOUT WRITTEN PERMISSION | | |
| X.XX±.006(0.15) | .XX'±1' | | | | | | |
| X.XXX±.004(0.10) | .XXX'±0.5' | | | | | | |

1 2 3 4 5 6 7 8

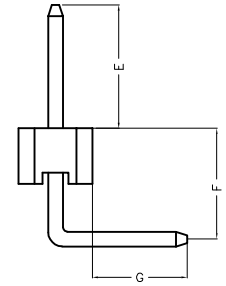
| REV | LOCATIONS | DESCRIPTION | DATE | REVISED | APPD |
|-----|-----------|-------------|------|---------|------|
| | | | | | |

Table1

| Serial number | Dimensions (in/mm) E | Serial number | Dimensions (in/mm) E |
|---------------|-------------------------|---------------|-------------------------|
| 01 | .059(1.50) | 19 | .236(6.00) |
| 02 | .069(1.75) | 20 | .246(6.25) |
| 03 | .079(2.00) | 21 | .256(6.50) |
| 04 | .089(2.25) | 22 | .266(6.75) |
| 05 | .098(2.50) | 23 | .276(7.00) |
| 06 | .108(2.75) | 24 | .285(7.25) |
| 07 | .118(3.00) | 25 | .295(7.50) |
| 08 | .128(3.25) | 26 | .305(7.75) |
| 09 | .138(3.50) | 27 | .315(8.00) |
| 10 | .148(3.75) | 28 | .325(8.25) |
| 11 | .157(4.00) | 29 | .335(8.50) |
| 12 | .167(4.25) | 30 | .344(8.75) |
| 13 | .177(4.50) | 31 | .354(9.00) |
| 14 | .187(4.75) | 32 | .364(9.25) |
| 15 | .197(5.00) | 33 | .374(9.50) |
| 16 | .207(5.25) | 34 | .384(9.75) |
| 17 | .217(5.50) | 35 | .394(10.00) |
| 18 | .226(5.75) | | |

| Serial number | Dimensions (in/mm) F | Serial number | Dimensions (in/mm) F |
|---------------|-------------------------|---------------|-------------------------|
| 01 | .059(1.50) | 19 | .236(6.00) |
| 02 | .069(1.75) | 20 | .246(6.25) |
| 03 | .079(2.00) | 21 | .256(6.50) |
| 04 | .089(2.25) | 22 | .266(6.75) |
| 05 | .098(2.50) | 23 | .276(7.00) |
| 06 | .108(2.75) | 24 | .285(7.25) |
| 07 | .118(3.00) | 25 | .295(7.50) |
| 08 | .128(3.25) | 26 | .305(7.75) |
| 09 | .138(3.50) | 27 | .315(8.00) |
| 10 | .148(3.75) | 28 | .325(8.25) |
| 11 | .157(4.00) | 29 | .335(8.50) |
| 12 | .167(4.25) | 30 | .344(8.75) |
| 13 | .177(4.50) | 31 | .354(9.00) |
| 14 | .187(4.75) | 32 | .364(9.25) |
| 15 | .197(5.00) | 33 | .374(9.50) |
| 16 | .207(5.25) | 34 | .384(9.75) |
| 17 | .217(5.50) | 35 | .394(10.00) |
| 18 | .226(5.75) | | |

| Serial number | Dimensions (in/mm) G | Serial number | Dimensions (in/mm) G |
|---------------|-------------------------|---------------|-------------------------|
| 01 | .059(1.50) | 19 | .236(6.00) |
| 02 | .069(1.75) | 20 | .246(6.25) |
| 03 | .079(2.00) | 21 | .256(6.50) |
| 04 | .089(2.25) | 22 | .266(6.75) |
| 05 | .098(2.50) | 23 | .276(7.00) |
| 06 | .108(2.75) | 24 | .285(7.25) |
| 07 | .118(3.00) | 25 | .295(7.50) |
| 08 | .128(3.25) | 26 | .305(7.75) |
| 09 | .138(3.50) | 27 | .315(8.00) |
| 10 | .148(3.75) | 28 | .325(8.25) |
| 11 | .157(4.00) | 29 | .335(8.50) |
| 12 | .167(4.25) | 30 | .344(8.75) |
| 13 | .177(4.50) | 31 | .354(9.00) |
| 14 | .187(4.75) | 32 | .364(9.25) |
| 15 | .197(5.00) | 33 | .374(9.50) |
| 16 | .207(5.25) | 34 | .384(9.75) |
| 17 | .217(5.50) | 35 | .394(10.00) |
| 18 | .226(5.75) | | |



| | | | | | | | |
|----------------------------|---------------------------------------|------------------|------------------|-------------------|-----------------------------------|---|---------------|
| THIRD ANGLE PROJECTION | GENERAL TOLERANCES (UNLESS SPECIFIED) | | APPROVE BY FRANK | DATE 26/DEC/19 | PART NO. FPH10027-SXXBXXX4XXXXXXB | ITEM NO. FPH10027 | 3K-KAMING |
| | DESIGN UNITS Inch (metric) | X.±.012(0.30) | X.±5' | CHECKED BY CHERRY | DATE 26/DEC/19 | TITLE Board to Board(Pin Header) Pitch 1.00mm 90° Angle(DIP) | |
| SCALE 5:1 | SIZE A4 | X.XX±.008(0.20) | X.±2' | DRAWN BY ZOEY | DATE 26/DEC/19 | THIS DRAWING CONTAINS INFORMATION THAT IS PROPRIETARY TO DONG GUAN LANG LUN(3K-KAMING) ELECTRONIC PRODUCTS CO.,LTD. AND SHOULD NOT BE USED WITHOUT WRITTEN PERMISSION | |
| | | X.XX±.006(0.15) | .XX'±1' | | | REV 0 | SHEET NO. 2/3 |
| | | X.XXX±.004(0.10) | .XXX±0.5' | | | | |



| REV | LOCATIONS | DESCRIPTION | DATE | REVISER | APPD |
|-----|-----------|-------------|------|---------|------|
| | | | | | |

| Circuits (n) | Part No. | Dimensions(in/mm) | | Circuits (n) | Part No. | Dimensions(in/mm) | |
|--------------|--------------------------|-------------------|-------------|--------------|--------------------------|-------------------|--------------|
| | | A | B | | | A | B |
| 1 | FPH10027-S01BXXX4XXXXXXB | — | .039(1.00) | 21 | FPH10027-S21BXXX4XXXXXXB | .787(20.00) | .827(21.00) |
| 2 | FPH10027-S02BXXX4XXXXXXB | .039(1.00) | .079(2.00) | 22 | FPH10027-S22BXXX4XXXXXXB | .827(21.00) | .866(22.00) |
| 3 | FPH10027-S03BXXX4XXXXXXB | .079(2.00) | .118(3.00) | 23 | FPH10027-S23BXXX4XXXXXXB | .866(22.00) | .906(23.00) |
| 4 | FPH10027-S04BXXX4XXXXXXB | .118(3.00) | .157(4.00) | 24 | FPH10027-S24BXXX4XXXXXXB | .906(23.00) | .945(24.00) |
| 5 | FPH10027-S05BXXX4XXXXXXB | .157(4.00) | .197(5.00) | 25 | FPH10027-S25BXXX4XXXXXXB | .945(24.00) | .984(25.00) |
| 6 | FPH10027-S06BXXX4XXXXXXB | .197(5.00) | .236(6.00) | 26 | FPH10027-S26BXXX4XXXXXXB | .984(25.00) | 1.024(26.00) |
| 7 | FPH10027-S07BXXX4XXXXXXB | .236(6.00) | .276(7.00) | 27 | FPH10027-S27BXXX4XXXXXXB | 1.024(26.00) | 1.063(27.00) |
| 8 | FPH10027-S08BXXX4XXXXXXB | .276(7.00) | .315(8.00) | 28 | FPH10027-S28BXXX4XXXXXXB | 1.063(27.00) | 1.102(28.00) |
| 9 | FPH10027-S09BXXX4XXXXXXB | .315(8.00) | .354(9.00) | 29 | FPH10027-S29BXXX4XXXXXXB | 1.102(28.00) | 1.142(29.00) |
| 10 | FPH10027-S10BXXX4XXXXXXB | .354(9.00) | .394(10.00) | 30 | FPH10027-S30BXXX4XXXXXXB | 1.142(29.00) | 1.181(30.00) |
| 11 | FPH10027-S11BXXX4XXXXXXB | .394(10.00) | .443(11.00) | 31 | FPH10027-S31BXXX4XXXXXXB | 1.181(30.00) | 1.220(31.00) |
| 12 | FPH10027-S12BXXX4XXXXXXB | .443(11.00) | .472(12.00) | 32 | FPH10027-S32BXXX4XXXXXXB | 1.220(31.00) | 1.260(32.00) |
| 13 | FPH10027-S13BXXX4XXXXXXB | .472(12.00) | .512(13.00) | 33 | FPH10027-S33BXXX4XXXXXXB | 1.260(32.00) | 1.130(33.00) |
| 14 | FPH10027-S14BXXX4XXXXXXB | .512(13.00) | .551(14.00) | 34 | FPH10027-S34BXXX4XXXXXXB | 1.130(33.00) | 1.339(34.00) |
| 15 | FPH10027-S15BXXX4XXXXXXB | .551(14.00) | .591(15.00) | 35 | FPH10027-S35BXXX4XXXXXXB | 1.339(34.00) | 1.379(35.00) |
| 16 | FPH10027-S16BXXX4XXXXXXB | .591(15.00) | .630(16.00) | 36 | FPH10027-S36BXXX4XXXXXXB | 1.379(35.00) | 1.417(36.00) |
| 17 | FPH10027-S17BXXX4XXXXXXB | .630(16.00) | .669(17.00) | 37 | FPH10027-S37BXXX4XXXXXXB | 1.417(36.00) | 1.457(37.00) |
| 18 | FPH10027-S18BXXX4XXXXXXB | .669(17.00) | .709(18.00) | 38 | FPH10027-S38BXXX4XXXXXXB | 1.457(37.00) | 1.497(38.00) |
| 19 | FPH10027-S19BXXX4XXXXXXB | .709(18.00) | .748(19.00) | 39 | FPH10027-S39BXXX4XXXXXXB | 1.497(38.00) | 1.535(39.00) |
| 20 | FPH10027-S20BXXX4XXXXXXB | .748(19.00) | .787(20.00) | 40 | FPH10027-S40BXXX4XXXXXXB | 1.535(39.00) | 1.575(40.00) |



| | | | | | | | |
|----------------------------|---------------------------------------|------------------|------------|-----------|---|--|---------------|
| THIRD ANGLE PROJECTION | GENERAL TOLERANCES (UNLESS SPECIFIED) | | APPROVE BY | DATE | PART NO. | ITEM NO. | 3K-KAMING |
| | X.±.012(0.30) | X.±5' | FRANK | 26/DEC/19 | FPH10027-SXXBXXX4XXXXXXB | FPH10027 | |
| | X.X±.008(0.20) | .X'±2' | CHECKED BY | DATE | TITLE | | |
| | X.XX±.006(0.15) | .XX'±1' | CHERRY | 26/DEC/19 | Board to Board(Pin Header) Pitch 1.00mm 90° Angle(DIP) | | |
| SCALE | SIZE | X.XXX±.004(0.10) | .XXX'±0.5' | DRAWN BY | DATE | REV 0 | SHEET NO. 3/3 |
| 5:1 | A4 | | | ZOEY | 26/DEC/19 | THIS DRAWING CONTAINS INFORMATION THAT IS PROPRIETARY TO DONG GUAN LANG LUN(3K-KAMING) ELECTRONIC PRODUCTS CO., LTD. AND SHOULD NOT BE USED WITHOUT WRITTEN PERMISSION | |