

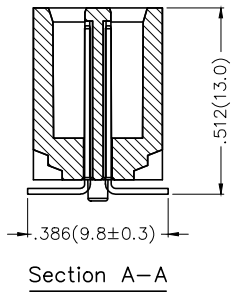
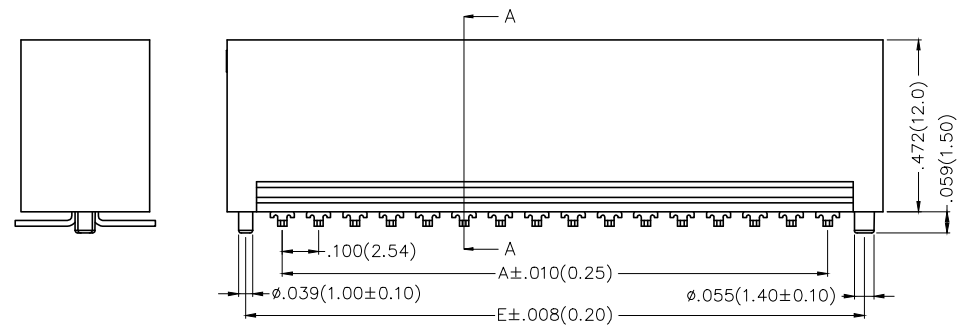
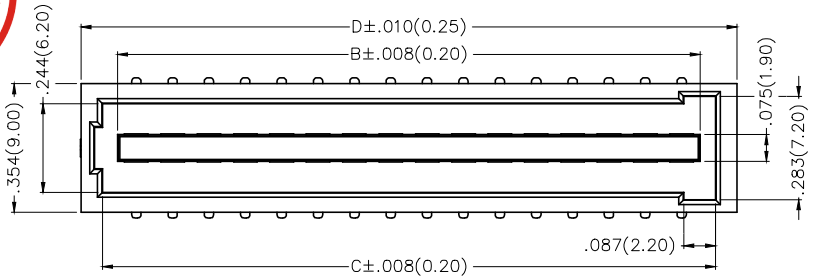


REV	LOCATIONS	DESCRIPTION	DATE	REVISER	APPD

SPECIFICATIONS

Electrical
 Current Rating: 3A AC(rms)/DC
 Voltage Rating: 250V AC(rms)/DC
 Contact Resistance: 30 mΩ Max.
 Insulation Resistance: 1000 MΩ Min.
 Withstanding Voltage: 500V AC r.m.s
 Temperature Range-Operating: -25°C~+85°C

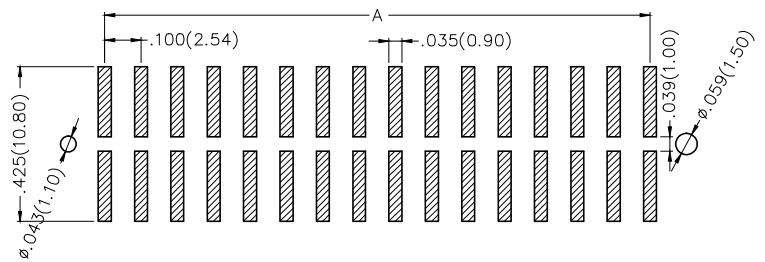
Material and Plating
 Housing: PA9T (UL 94V-0)
 Contacts: Brass/ Gold plated



Ordering Information

FBB 254 01 — M XX S 1 XX 5 K6 K
 1 2 3 4 5 6 7 8 9 10 11

1 Category FBB-Board to Board	2 Series Number 254-Pitch 2.54mm	3 Distinction No. 01	4 Type M-Male	5 Circuits XX	6 Entry Angle S-180° Vertical
7 Plating 1-Gold plated	8 Thickness of Plating 00-Gold flash 01-1μ" Custom plate available	9 Material-Resin 5-PA9T	10 Color-Resin K6-Black	11 Packaging K-Tray	



Recommended P.C.Board Layout
 General Tolerances: ±0.05mm

THIRD ANGLE PROJECTION	GENERAL TOLERANCES (UNLESS SPECIFIED)		APPROVE BY FRANK	DATE 21/DEC/18	PART NO. FBB25401-MXXS1XX5K6K	ITEM NO. FBB25401	
	X.±.012(0.30)	X.±5'	CHECKED BY CHERRY	DATE 21/DEC/18	TITLE Board to Board Pitch 2mm 180° Vertical (SMT)		
DESIGN UNITS Inch (metric)	X.X±.008(0.20)	.X'±2'	DRAWN BY KATE	DATE 21/DEC/18	THIS DRAWING CONTAINS INFORMATION THAT IS PROPRIETARY TO DONG GUAN LANG LUN(3K-KAMING) ELECTRONIC PRODUCTS CO., LTD. AND SHOULD NOT BE USED WITHOUT WRITTEN PERMISSION		
SCALE 5:1	SIZE A4	X.XXX±.004(0.10)	.XXX±0.5'				

1 2 3 4 5 6 7 8

REV	LOCATIONS	DESCRIPTION	DATE	REVISER	APPD

A

A

B

B

C

C

D

D

E

E

F

F

Circuits (n)	Part No.	Dimensions(in/mm)				
		A	B	C	D	E
20	FBB25401-M20S1XX5K6K	.900(22.86)	1.003(25.48)	1.086(27.58)	1.204(30.58)	1.100(27.94)
26	FBB25401-M26S1XX5K6K	1.200(30.48)	1.303(33.10)	1.386(35.20)	1.504(38.20)	1.400(35.56)
30	FBB25401-M30S1XX5K6K	1.400(35.56)	1.503(38.18)	1.586(40.28)	1.704(43.28)	1.600(40.64)
32	FBB25401-M32S1XX5K6K	1.500(38.10)	1.603(40.72)	1.686(42.82)	1.804(45.82)	1.700(43.18)
36	FBB25401-M36S1XX5K6K	1.700(43.18)	1.803(45.80)	1.886(47.90)	2.004(50.90)	1.900(48.26)



 THIRD ANGLE PROJECTION	GENERAL TOLERANCES (UNLESS SPECIFIED)		APPROVE BY FRANK	DATE 21/DEC/18	PART NO. FBB25401-MXXS1XX5K6K	ITEM NO. FBB25401	 3K-KAMING
	DESIGN UNITS Inch (metric)	X.X±.012(0.30)	X'±5'	CHECKED BY CHERRY	DATE 21/DEC/18	TITLE Board to Board Pitch 2mm 180° Vertical (SMT)	
SCALE 5:1	SIZE A4	X.XX±.006(0.15)	.XX'±1'	DRAWN BY KATE	DATE 21/DEC/18	REV 0	SHEET NO. 2/2
<small>THIS DRAWING CONTAINS INFORMATION THAT IS PROPRIETARY TO DONG GUAN LANG LUN(3K-KAMING) ELECTRONIC PRODUCTS CO., LTD. AND SHOULD NOT BE USED WITHOUT WRITTEN PERMISSION</small>							

1 2 3 4 5 6 7 8