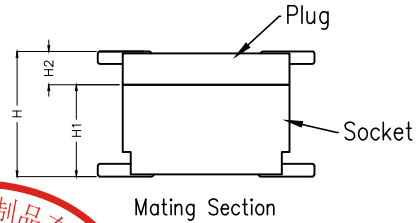
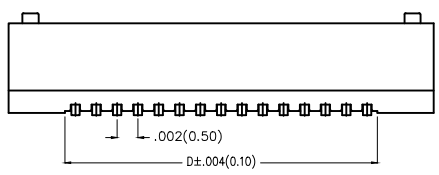
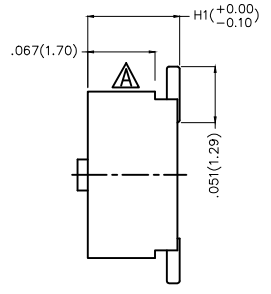
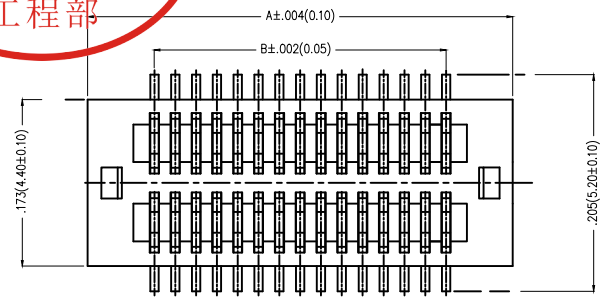




REV	LOCATIONS	DESCRIPTION	DATE	REVISER	APPD
1	△		12/JUN/17	JACOB	CHERRY

Electrical
 Current Rating: 0.5A AC(rms)/DC
 Voltage Rating: 50V AC(rms)/DC
 Contact Resistance: 40 mΩ Max
 Insulation Resistance: 100 MΩ MIN
 Withstanding Voltage: 250V AC r.m.s
 Temperature Range—Operating: -25°C ~ +85°C
 Material and Plating
 Housing: LCP(UL 94V-0)
 Contact Pin: Phosphor Bronze
 Plating: Gold Plated



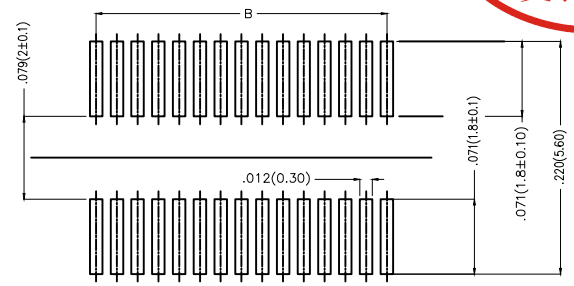
Height H(in/mm)	Female H1(in/mm)	Male H2(in/mm)
.118(3.00)	.087(2.20)	.031(0.80)
.138(3.50)	.087(2.20)	.051(1.30)
.157(4.00)	.118(3.00)	.039(1.00)
.177(4.50)	.138(3.50)	.039(1.00)
.197(5.00)	.157(4.00)	.039(1.00)
.217(5.50)	.177(4.50)	.039(1.00)
.236(6.00)	.157(4.00)	.079(2.00)
.256(6.50)	.177(4.50)	.079(2.00)



Ordering Information

FBB 050 03 — F XX S 1 XX 3 XX M HXX
 1 2 3 4 5 6 7 8 9 10 11 12

- | | | | | | |
|------------------------------------|---|-----------------------------|--|--------------------------|---|
| 1 Category
FBB—Board To Board | 2 Series Number
050—Pitch 0.5mm | 3 Distinction No.
03 | 4 Type
F—Female | 5 Circuits
XX | 6 Entry Angle
S—180° Vertical |
| 7 Plating
1—Gold Plated | 8 Thickness of Plating
00—Gold Flash
03—3μ" | 9 Material—Resin
3—LCP | 10 Color—Resin
K6—Black
W5—White | 11 Packaging
M—Reel | 12 Female Height
H22—2.2mm
H30—3.0mm
..... |



Recommended P.C. Board Layout

 THIRD ANGLE PROJECTION	GENERAL TOLERANCES (UNLESS SPECIFIED)		APPROVE BY FRANK	DATE 26/SEPT/13	PART NO. FBB05003-FXXS1XX3XXMHXX	TEM NO. FBB05003-F	 3K-KAMING	
	DESIGN UNITS Inch (metric)	X.±.012(0.30) X.X±.008(0.20) X.XX±.006(0.15) X.XXX±.004(0.10)	X.'±5' X.'±2' .XX'±1" .XXX'±0.5"	CHECKED BY CHERRY	DATE 26/SEPT/13	TITLE Board to Board Pitch 0.5mm 180° Vertical (SMT)		
SCALE 5:1	SIZE A4		DRAWN BY JACOB	DATE 26/SEPT/13	THIS DRAWING CONTAINS INFORMATION THAT IS PROPRIETARY TO DONG GUAN LANG LUN(3K-KAMING) ELECTRONIC PRODUCTS CO.,LTD. AND SHOULD NOT BE USED WITHOUT WRITTEN PERMISSION		REV 1	SHEET NO. 1/2



REV	LOCATIONS	DESCRIPTION	DATE	REVISER	APPD
-----	-----------	-------------	------	---------	------

Circuits (n)	Part No.	Dimensions(in/mm)				Circuits (n)	Part No.	Dimensions(in/mm)			
		A	B	C	D			A	B	C	D
8	FBB05003-F08S1XX3XXMHXX	.185(4.70)	.059(1.50)	.134(3.40)	.079(2.00)	36	FBB05003-F36S1XX3XXMHXX	.461(11.70)	.335(8.50)	.409(10.40)	.354(9.00)
10	FBB05003-F10S1XX3XXMHXX	.205(5.20)	.079(2.00)	.154(3.90)	.098(2.50)	38	FBB05003-F38S1XX3XXMHXX	.480(12.20)	.354(9.00)	.429(10.90)	.374(9.50)
12	FBB05003-F12S1XX3XXMHXX	.224(5.70)	.098(2.50)	.173(4.40)	.118(3.00)	40	FBB05003-F40S1XX3XXMHXX	.500(12.70)	.374(9.50)	.449(11.40)	.394(10.00)
14	FBB05003-F14S1XX3XXMHXX	.244(6.20)	.118(3.00)	.193(4.90)	.138(3.50)	42	FBB05003-F42S1XX3XXMHXX	.520(13.20)	.394(10.00)	.469(11.90)	.413(10.50)
16	FBB05003-F16S1XX3XXMHXX	.264(6.70)	.138(3.50)	.213(5.40)	.157(4.00)	44	FBB05003-F44S1XX3XXMHXX	.539(13.70)	.413(10.50)	.488(12.40)	.433(11.00)
18	FBB05003-F18S1XX3XXMHXX	.283(7.20)	.157(4.00)	.232(5.90)	.177(4.50)	46	FBB05003-F46S1XX3XXMHXX	.559(14.20)	.433(11.00)	.508(12.90)	.453(11.50)
20	FBB05003-F20S1XX3XXMHXX	.303(7.70)	.177(4.50)	.252(6.40)	.197(5.00)	48	FBB05003-F48S1XX3XXMHXX	.579(14.70)	.453(11.50)	.528(13.40)	.472(12.00)
22	FBB05003-F22S1XX3XXMHXX	.323(8.20)	.197(5.00)	.272(6.90)	.217(5.50)	50	FBB05003-F50S1XX3XXMHXX	.598(15.20)	.472(12.00)	.547(13.90)	.492(12.50)
24	FBB05003-F24S1XX3XXMHXX	.343(8.70)	.217(5.50)	.291(7.40)	.236(6.00)	60	FBB05003-F60S1XX3XXMHXX	.697(17.70)	.571(14.50)	.646(16.40)	.591(15.00)
26	FBB05003-F26S1XX3XXMHXX	.362(9.20)	.236(6.00)	.311(7.90)	.256(6.50)	70	FBB05003-F70S1XX3XXMHXX	.795(20.20)	.669(17.00)	.744(18.90)	.689(17.50)
28	FBB05003-F28S1XX3XXMHXX	.382(9.70)	.256(6.50)	.331(8.40)	.276(7.00)	80	FBB05003-F80S1XX3XXMHXX	.894(22.70)	.768(19.50)	.843(21.40)	.787(20.00)
30	FBB05003-F30S1XX3XXMHXX	.402(10.20)	.276(7.00)	.350(8.90)	.295(7.50)	90	FBB05003-F90S1XX3XXMHXX	.992(25.20)	.866(22.00)	.941(23.90)	.886(22.50)
32	FBB05003-F32S1XX3XXMHXX	.421(10.70)	.295(7.50)	.370(9.40)	.315(8.00)	100	FBB05003-F100S1XX3XXMHXX	1.091(27.70)	.965(24.50)	1.039(26.40)	.984(25.00)
34	FBB05003-F34S1XX3XXMHXX	.441(11.20)	.315(8.00)	.390(9.90)	.335(8.50)						



 THIRD ANGLE PROJECTION	GENERAL TOLERANCES (UNLESS SPECIFIED)		APPROVE BY FRANK	DATE 26/SEPT/13	PART NO. FBB05003-FXXS1XX3XXMHXX	TEM NO. FBB05003-F	 3K-KAMING
	DESIGN UNITS Inch (metric)	X.±.012(0.30)	X.±5'	CHECKED BY CHERRY	DATE 26/SEPT/13	TITLE Board to Board Pitch 0.5mm 180° Vertical (SMT)	
SCALE 5:1	SIZE A4	X.XX±.006(0.15)	.XX'±1"	DRAWN BY JACOB	DATE 26/SEPT/13	THIS DRAWING CONTAINS INFORMATION THAT IS PROPRIETARY TO DONG GUAN LANG LUN(3K-KAMING) ELECTRONIC PRODUCTS CO.,LTD. AND SHOULD NOT BE USED WITHOUT WRITTEN PERMISSION	