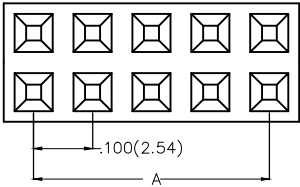
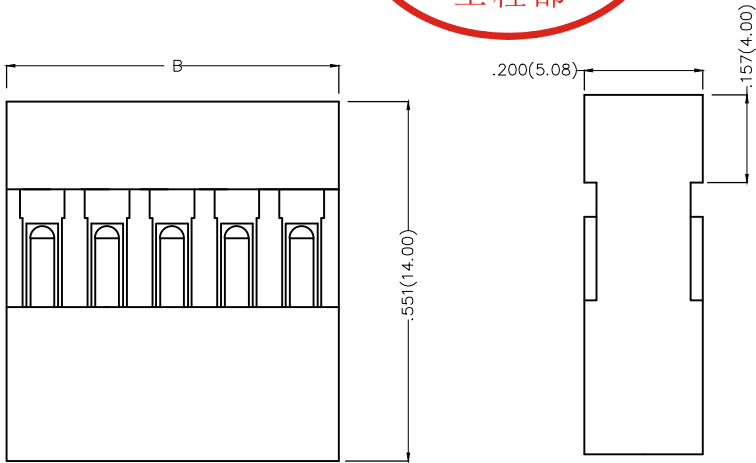


REV	LOCATIONS	DESCRIPTION	DATE	REVISER	APPD

Notes



- 1.Material: PBT UL94V-0
2.Temperature Range-Operating: -25C° ~ +85C°
3.Applicable Terminal: FT25403



Ordering Information

FHG 254 04 — D XX M 2 K6 B
1 2 3 4 5 6 7 8 9

1	Category FHG-Housing	2	Series Number 254-Pitch2.54mm	3	Distinction No. 04	4	Row Option D-Double row	5	Circuits XX
6	Entry Type M-Male	7	Material-Resin 2-PBT	8	Color-Resin K6-Black	9	Packaging B-PE Bag		



		GENERAL TOLERANCES (UNLESS SPECIFIED)		APPROVE BY FRANK	DATE 25/JUN/13	PART NO. FHG25404-DXXM2K6B	ITEM NO. FHG25404	 3K-KAMING®	
THIRD ANGLE PROJECTION				CHECKED BY JACOB	DATE 25/JUN/13	TITLE Wire to Board Pitch 2.54mm(Housing)			
DESIGN UNITS Inch (metric)		X.±.012(0.30)	X'±5°	DRAWN BY CHERRY	DATE 25/JUN/13	THIS DRAWING CONTAINS INFORMATION THAT IS PROPRIETARY TO DONG GUAN LANG LUN(3K-KAMING) ELECTRONIC PRODUCTS CO.,LTD. AND SHOULD NOT BE USED WITHOUT WRITTEN PERMISSION		REV 0	SHEET NO. 1/2
SCALE 5:1		X.XX±.008(0.20)	X'±2°		DATE 25/JUN/13				
SIZE A4		X.XX±.006(0.15)	.XX'±1°						
		X.XXX±.004(0.10)	.XXX'±0.5°						
4		5		6		7		8	

REV	LOCATIONS	DESCRIPTION	DATE	REVISER	APPD



Circuits (n)	Part No.	Dimensions(in/mm)	
		A	B
6	FHG25404-D06M2K6B	.200(5.08)	.300(7.62)
8	FHG25404-D08M2K6B	.300(7.62)	.400(10.16)
10	FHG25404-D10M2K6B	.400(10.16)	.500(12.70)
12	FHG25404-D12M2K6B	.500(12.70)	.600(15.24)
14	FHG25404-D14M2K6B	.600(15.24)	.700(17.78)
16	FHG25404-D16M2K6B	.700(17.78)	.800(20.32)
18	FHG25404-D18M2K6B	.800(20.32)	.900(22.86)
20	FHG25404-D20M2K6B	.900(22.86)	1.000(25.40)
22	FHG25404-D22M2K6B	1.000(25.40)	1.100(27.94)
24	FHG25404-D24M2K6B	1.100(27.94)	1.200(30.48)
26	FHG25404-D26M2K6B	1.200(30.48)	1.300(33.02)
28	FHG25404-D28M2K6B	1.300(33.02)	1.400(35.56)
30	FHG25404-D30M2K6B	1.400(35.56)	1.500(38.10)
32	FHG25404-D32M2K6B	1.500(38.10)	1.600(40.64)
34	FHG25404-D34M2K6B	1.600(40.64)	1.700(43.18)
36	FHG25404-D36M2K6B	1.700(43.18)	1.800(45.72)
38	FHG25404-D38M2K6B	1.800(45.72)	1.900(48.26)
40	FHG25404-D40M2K6B	1.900(48.26)	2.000(50.80)
42	FHG25404-D42M2K6B	2.000(50.80)	2.100(53.34)
44	FHG25404-D44M2K6B	2.100(53.34)	2.200(55.88)
46	FHG25404-D46M2K6B	2.200(55.88)	2.300(58.42)
48	FHG25404-D48M2K6B	2.300(58.42)	2.400(60.96)
50	FHG25404-D50M2K6B	2.400(60.96)	2.500(63.50)



 THIRD ANGLE PROJECTION		GENERAL TOLERANCES (UNLESS SPECIFIED)		APPROVE BY FRANK	DATE 25/JUN/13	PART NO. FHG25404—DXXM2K6B	ITEM NO. FHG25404	 3K-KAMING®	
DESIGN UNITS Inch (metric)		X.±0.12(0.30)	X'±5"	CHECKED BY JACOB	DATE 25/JUN/13	TITLE Wire to Board Pitch 2.54mm(Housing)		REV 0	SHEET NO. 2/2
		X.X±.008(0.20)	X'±2"	DRAWN BY	DATE				
		SCALE 5:1	SIZE A4	X.XX±.006(0.15)	.XX'±1"	CHERRY	25/JUN/13	THIS DRAWING CONTAINS INFORMATION THAT IS PROPRIETARY TO DONG GUAN LANG LUN(3K-KAMING) ELECTRONIC PRODUCTS CO.,LTD. AND SHOULD NOT BE USED WITHOUT WRITTEN PERMISSION	
4		5		6		7		8	