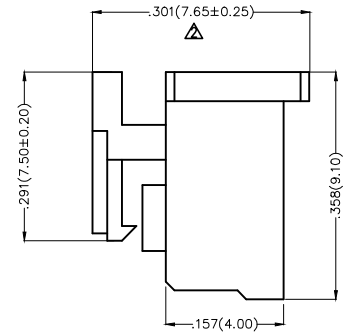
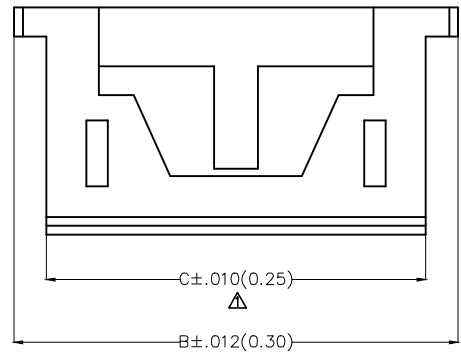
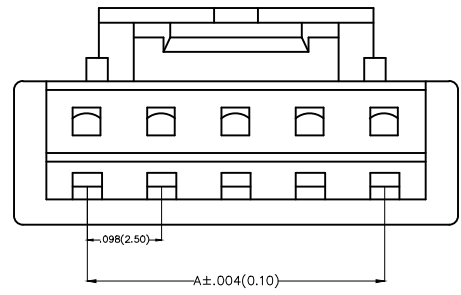


REV	LOCATIONS	DESCRIPTION	DATE	REVISER	APPD
1	△	ADD DIM	4/AUG/15	KEVIN	FRANK
2	△	Dimensions change	16/MAY/19	KATE	FRANK



Electrical  
 Temperature Range—Operating: -25°C ~ +85°C  
 Material  
 Housing: PA66( UL 94V-0)  
 Applicable Terminal: FT25001  
 Mates With(Wafer): FWF25012,FWF25013Series.

Circuits (n)	Part No.	Dimensions(in/mm)		
		A	B	C △
2	FHG25006-S02M2W1B	.098(2.50)	.295(7.50)	.224(5.70)
3	FHG25006-S03M2W1B	.197(5.00)	.394(10.00)	.323(8.20)
4	FHG25006-S04M2W1B	.295(7.50)	.492(12.50)	.421(10.70)
5	FHG25006-S05M2W1B	.394(10.00)	.591(15.00)	.520(13.20)
6	FHG25006-S06M2W1B	.492(12.50)	.689(17.50)	.618(15.70)
7	FHG25006-S07M2W1B	.591(15.00)	.787(20.00)	.717(18.20)
8	FHG25006-S08M2W1B	.689(17.50)	.886(22.50)	.815(20.70)
9	FHG25006-S09M2W1B	.787(20.00)	.984(25.00)	.913(23.20)
10	FHG25006-S10M2W1B	.886(22.50)	1.083(27.50)	1.012(25.70)
11	FHG25006-S11M2W1B	.984(25.00)	1.181(30.00)	1.110(28.20)
12	FHG25006-S12M2W1B	1.083(27.50)	1.024(32.50)	1.209(30.70)



Ordering Information

FHG 250 06 — S XX M 2 W1 B  
 1 2 3 4 5 6 7 8 9

1	Category FHG—Housing	2	Series Number 250—Pitch2.50mm	3	Distinction No. 06	4	Row Option S—Single Row	5	Circuits XX
6	Entry Type M—Male	7	Material—Resin 2—PA66	8	Color—Resin W1—White	9	Packaging B—PE Bag		



THIRD ANGLE PROJECTION	GENERAL TOLERANCES (UNLESS SPECIFIED)		APPROVE BY FRANK	DATE 25/JUL/13	PART NO. FHG25006-SXXM2W1B	ITEM NO. FHG25006		
	DESIGN UNITS Inch (metric)	X.±.012(0.30) X.X±.008(0.20) X.XX±.006(0.15) X.XXX±.004(0.10)	X.'±5' .X'±2' .XX'±1' .XXX'±0.5'	CHECKED BY JACOB	DATE 25/JUL/13	TITLE Wire to Board Pitch 2.50mm(Housing)		REV 2
SCALE 5:1	SIZE A4		DRAWN BY CHERRY	DATE 25/JUL/13	THIS DRAWING CONTAINS INFORMATION THAT IS PROPRIETARY TO DONG GUAN LANG LUN(3K-KAMING) ELECTRONIC PRODUCTS CO.,LTD. AND SHOULD NOT BE USED WITHOUT WRITTEN PERMISSION			