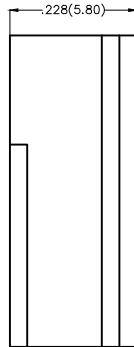
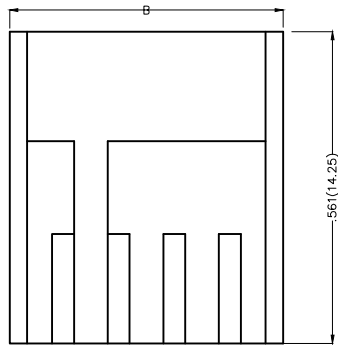
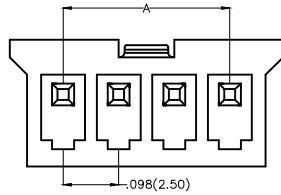


REV	LOCATIONS	DESCRIPTION	DATE	REVISER	APPD

Electrical
 Temperature Range—Operating: -25°C~+85°C
 Material
 Housing: PA66(UL 94V-0)
 Applicable Terminal: FT25011
 Mates With(Wafer): FWF25009,FWF25010Series.



Circuits (n)	Part No.	Dimensions(in/mm)	
		A	B
2	FHG25005-S02M2W1B	.098(2.50)	.285(7.25)
3	FHG25005-S03M2W1B	.197(5.00)	.384(9.75)
4	FHG25005-S04M2W1B	.295(7.50)	.482(12.25)
5	FHG25005-S05M2W1B	.394(10.00)	.581(14.75)
6	FHG25005-S06M2W1B	.492(12.50)	.671(17.25)
7	FHG25005-S07M2W1B	.591(15.00)	.778(19.75)
8	FHG25005-S08M2W1B	.689(17.50)	.876(22.25)
9	FHG25005-S09M2W1B	.787(20.00)	.974(24.75)
10	FHG25005-S10M2W1B	.886(22.50)	1.073(27.25)

Ordering Information

FHG 250 05 — S XX M 2 W1 B
 1 2 3 4 5 6 7 8 9

1 Category FHG—Housing	2 Series Number 250—Pitch2.50mm	3 Distinction No. 05	4 Row Option S—Single Row	5 Circuits XX
6 Entry Type M—Male	7 Material—Resin 2—PA66	8 Color—Resin W1—White	9 Packaging B—PE Bag	



 THIRD ANGLE PROJECTION	GENERAL TOLERANCES (UNLESS SPECIFIED)		APPROVE BY FRANK	DATE 25/JUL/13	PART NO. FHG25005-SXXM2W1B	ITEM NO. FHG25005	 3K-KAMING®	
	DESIGN UNITS Inch (metric)	X.±.012(0.30)	X.±5'	CHECKED BY JACOB	DATE 25/JUL/13	TITLE Wire to Board Pitch 2.50mm(Housing)		REV 0
SCALE 5:1	SIZE A4	X.XX±.006(0.15)	.XX±1'	DRAWN BY CHERRY	DATE 25/JUL/13	THIS DRAWING CONTAINS INFORMATION THAT IS PROPRIETARY TO DONG GUAN LANG LUN(3K-KAMING) ELECTRONIC PRODUCTS CO.,LTD. AND SHOULD NOT BE USED WITHOUT WRITTEN PERMISSION		