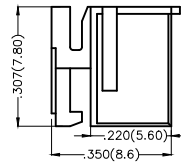
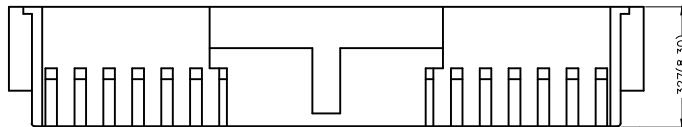
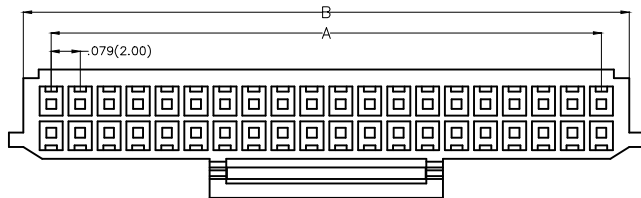


| REV | LOCATIONS | DESCRIPTION | DATE | REVISER | APPD |
|-----|-----------|-------------|------|---------|------|
| | | | | | |



Electrical
 Temperature Range—Operating: -25°C~+85°C
 Material
 Housing: PA66(UL 94V-0)
 Applicable Terminal: FT20006
 Mates With(Wafer): FWF20012,FWF20017Series



| Circuits (n) | Part No. | Dimensions(in/mm) | |
|-----------------|-------------------|-------------------|--------------|
| | | A | B |
| 4 | FHG20007-D04M2W1B | .079(2.00) | .236(6.00) |
| 6 | FHG20007-D06M2W1B | .157(4.00) | .315(8.00) |
| 8 | FHG20007-D08M2W1B | .236(6.00) | .394(10.00) |
| 10 | FHG20007-D10M2W1B | .315(8.00) | .472(12.00) |
| 12 | FHG20007-D12M2W1B | .394(10.00) | .551(14.00) |
| 14 | FHG20007-D14M2W1B | .472(12.00) | .630(16.00) |
| 16 | FHG20007-D16M2W1B | .551(14.00) | .709(18.00) |
| 18 | FHG20007-D18M2W1B | .630(16.00) | .787(20.00) |
| 20 | FHG20007-D20M2W1B | .709(18.00) | .866(22.00) |
| 22 | FHG20007-D22M2W1B | .787(20.00) | .945(24.00) |
| 24 | FHG20007-D24M2W1B | .866(22.00) | 1.024(26.00) |
| 26 | FHG20007-D26M2W1B | .945(24.00) | 1.102(28.00) |
| 28 | FHG20007-D28M2W1B | 1.024(26.00) | 1.181(30.00) |
| 30 | FHG20007-D30M2W1B | 1.102(28.00) | 1.260(32.00) |
| 36 | FHG20007-D36M2W1B | 1.339(34.00) | 1.496(38.00) |
| 38 | FHG20007-D38M2W1B | 1.417(36.00) | 1.575(40.00) |
| 40 | FHG20007-D40M2W1B | 1.496(38.00) | 1.654(42.00) |

Ordering Information

FHG 200 07 — D XX M 2 W1 B
 1 2 3 4 5 6 7 8 9

| | | | | |
|-----------------------------|--------------------------------------|-----------------------------|--------------------------------|--------------------|
| 1 Category FHG—Housing | 2 Series Number 200—Pitch 2.0mm | 3 Distinction No. 07 | 4 Row Option D—Double Row | 5 Circuits XX |
| 6 Entry Type M—Male | 7 Material—Resin 2—PA66 | 8 Color—Resin W1—White | 9 Packaging B—PE Bag | |



| | | | | | | | |
|-------------------------------|--|------------------------|---------------------|-------------------|--|----------------------|----------------|
| THIRD ANGLE PROJECTION | GENERAL TOLERANCES (UNLESS SPECIFIED) | | APPROVE BY FRANK | DATE 25/JUN/13 | PART NO. FHG20007-DXXM2W1B | ITEM NO. FHG20007 | 3K-KAMING® |
| | DESIGN UNITS Inch (metric) | X.±.012(0.30) X.±5' | CHECKED BY JACOB | DATE 25/JUN/13 | TITLE Wire to Board Pitch 2.0mm(Housing) | | |
| SCALE 5:1 | SIZE A4 | X.XX±.006(0.15) .XX±1' | DRAWN BY CHERRY | DATE 25/JUN/13 | THIS DRAWING CONTAINS INFORMATION THAT IS PROPRIETARY TO DONG GUAN LANG JUN(3K-KAMING) ELECTRONIC PRODUCTS CO.,LTD. AND SHOULD NOT BE USED WITHOUT WRITTEN PERMISSION | | |