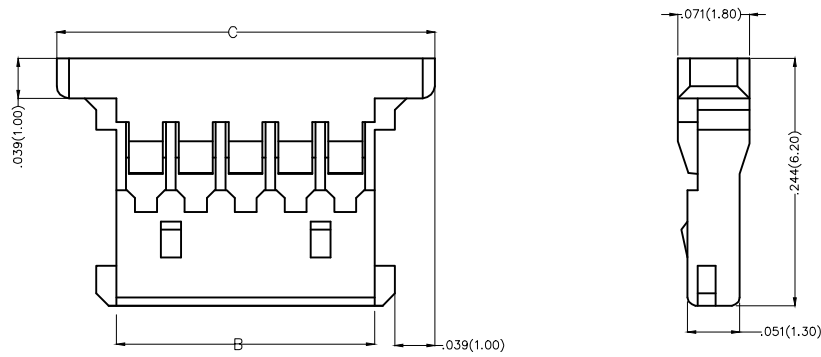
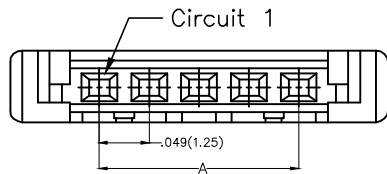


REV	LOCATIONS	DESCRIPTION	DATE	REVISER	APPD

Electrical
 Temperature Range—Operating: -25°C~+85°C
 Material
 Housing: PA66(UL 94V-0)
 Applicable Terminal: FT12503
 Mates With(Wafer): FWF12510 Series.



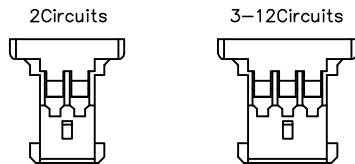
Circuits (n)	Part No.	Dimensions(in/mm)		
		A	B	C
2	FHG12504-S02M2W1B	.049(1.25)	.107(2.72)	.225(5.72)
3	FHG12504-S03M2W1B	.098(2.50)	.156(3.97)	.274(6.97)
4	FHG12504-S04M2W1B	.147(3.75)	.206(5.22)	.324(8.22)
5	FHG12504-S05M2W1B	.197(5.00)	.255(6.47)	.373(9.47)
6	FHG12504-S06M2W1B	.246(6.25)	.304(7.72)	.422(10.72)
7	FHG12504-S07M2W1B	.295(7.50)	.353(8.97)	.471(11.97)
8	FHG12504-S08M2W1B	.344(8.75)	.402(10.22)	.520(13.22)
9	FHG12504-S09M2W1B	.394(10.00)	.452(11.47)	.570(14.47)
10	FHG12504-S10M2W1B	.443(11.25)	.501(12.72)	.619(15.72)
11	FHG12504-S11M2W1B	.492(12.50)	.550(13.97)	.717(16.97)
12	FHG12504-S12M2W1B	.541(13.75)	.599(15.22)	.717(18.22)
14	FHG12504-S14M2W1B	.640(16.25)	.698(17.72)	.816(20.72)
15	FHG12504-S15M2W1B	.689(17.50)	.747(18.97)	.865(21.97)
20	FHG12504-S20M2W1B	.935(23.75)	.993(25.22)	1.111(28.22)



Ordering Information

FHG 125 04 — S XX M 2 W1 B
 1 2 3 4 5 6 7 8 9

1 Category FHG-Housing	2 Series Number 125-Pitch1.25mm	3 Distinction No. 04	4 Row Option Single Row	5 Circuits XX
6 Entry Type M-Male	7 Material-Resin 2-PA66	8 Color-Resin W1-White	9 Packaging B-PE Bag	



 THIRD ANGLE PROJECTION	GENERAL TOLERANCES (UNLESS SPECIFIED)		APPROVE BY FRANK	DATE 25/JUN/13	PART NO. FHG12504-SXXM2W1B	ITEM NO. FHG12504	 3K-KAMING
	X.±.012(0.30)	X.±5'	CHECKED BY JACOB	DATE 25/JUN/13	TITLE Wire to Board Pitch 1.25mm(Housing)		
DESIGN UNITS Inch (metric)	X.X±.008(0.20)	X.±2'	DRAWN BY CHERRY	DATE 25/JUN/13	THIS DRAWING CONTAINS INFORMATION THAT IS PROPRIETARY TO DONG GUAN LANG LUN(3K-KAMING) ELECTRONIC PRODUCTS CO.,LTD. AND SHOULD NOT BE USED WITHOUT WRITTEN PERMISSION		
SCALE 5:1	SIZE A4	X.XX±.006(0.15)	X.XX±1'				
		X.XXX±.004(0.10)	X.XX±0.5'				