
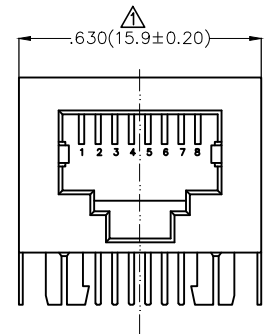


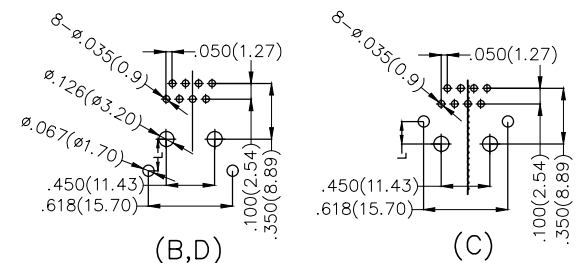
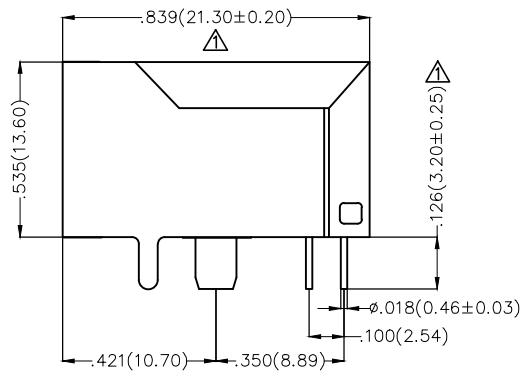
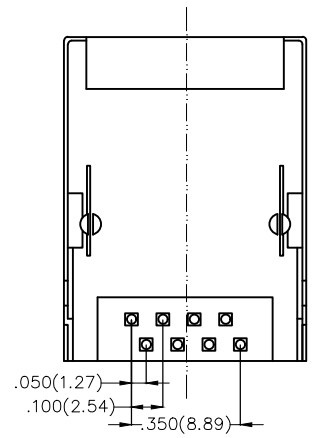
REV	LOCATIONS	DESCRIPTION	DATE	REVISER	APPD
1	△	1. Dimension: Change 15.9 into 15.9±0.20mm Change 21.5 into 21.3mm Change 3.20 into 3.20±0.25mm Change 4.70 into 4.57mm 2. Part No.: Change FRJ4504 into FRJ45004	01/JUN/18	Vandy	Eric
2	△	Structure change	16/JAN/20	KATE	CHERRY



SPECIFICATIONS

Electrical
 Current Rating: 1.5A AC(rms)/DC
 Voltage Rating: 125V AC(rms)/DC
 Contact Resistance: 30 mΩ Max
 Insulation Resistance: 500 MΩ MIN
 Withstanding Voltage: 1000V AC r.m.s
 Operating Temperature: -40°C~+85°C

Material and Plating
 Housing: PBT UL 94V-0
 Contact: Phosphor Bronze/Gold Plated/Selective Gold Plated On Contact Area, Matte Tin Plated On Tails.

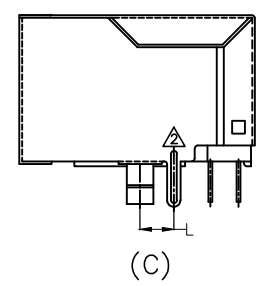
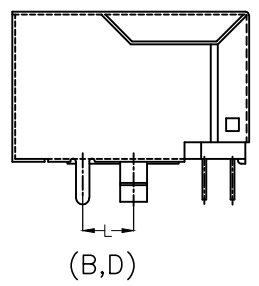


Recommended P.C.Board Layout

Ordering Information

FRJ45 004 — 1 1 XX K6 K 0 2 X 0
 1 2 3 4 5 6 7 8 9

1 Category FRJ45-RJ45 Connector	2 Distinction No. 004	3 Ports options 1-1 Port	4 Plating 1-Gold Plated
5 Thickness of plating 00-Gold flash 03-3μ" Custom plate available	6 Color-Resin K6-Black	7 Packaging K-Tray	8 Contact type 2-Round pin
			9 distinction type B-B type C-C type D-D type



Type	Part No.	Dimensions(in/mm)
		L
B	FRJ45004-11XXK6K02B0	.145(3.68)
C	FRJ45004-11XXK6K02C0	.120(3.05)
D	FRJ45004-11XXK6K02D0	.180(4.57) △

 THIRD ANGLE PROJECTION DESIGN UNITS Inch (metric) SCALE 5:1 SIZE A4	GENERAL TOLERANCES (UNLESS SPECIFIED)	APPROVE BY FRANK	DATE 18/JUN/13	PART NO. △ FRJ45004-11XXK6K02X0	ITEM NO. FRJ45004	 3K-KAMING
	X.±.012(0.30) X.±5'	CHECKED BY CHERRY	DATE 18/JUN/13	TITLE RJ45 Connectors 8P8C 90°Angle	REV 2 SHEET NO. 1/1	
	X.X±.008(0.20) X.±2'	DRAWN BY KEVIN	DATE 18/JUN/13	THIS DRAWING CONTAINS INFORMATION THAT IS PROPRIETARY TO DONG GUAN LANG LUN(3K-KAMING) ELECTRONIC PRODUCTS CO., LTD. AND SHOULD NOT BE USED WI THOUT WRITTEN PERMISSION		
	X.XX±.006(0.15) X.X±1'					

REV	LOCATIONS	DESCRIPTION	DATE	REVISER	APPD
1	△	1. Dimension: Change 15.9 into 15.9±0.20mm Change 21.5 into 21.3mm Change 3.20 into 3.00mm 2. Part No.: Change FRJ4504 into FRJ45004	01/JUN/18	Vandy	Eric

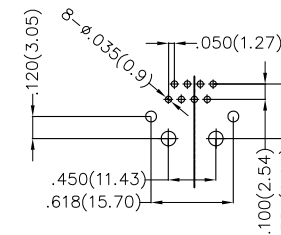
SPECIFICATIONS

Electrical

Current Rating: 1.5A AC(rms)/DC
Voltage Rating: 125V AC(rms)/DC
Contact Resistance: 30 mΩ Max
Insulation Resistance: 500 MΩ MIN
Withstanding Voltage: 1000V AC r.m.s
Operating Temperature: -40°C ~ +85°C

Material and Plating

Housing: PBT UL 94V-0
Contact: Phosphor Bronze/Gold Plated/Selective Gold Plated On Contact Area, Matte Tin Plated On Tails.

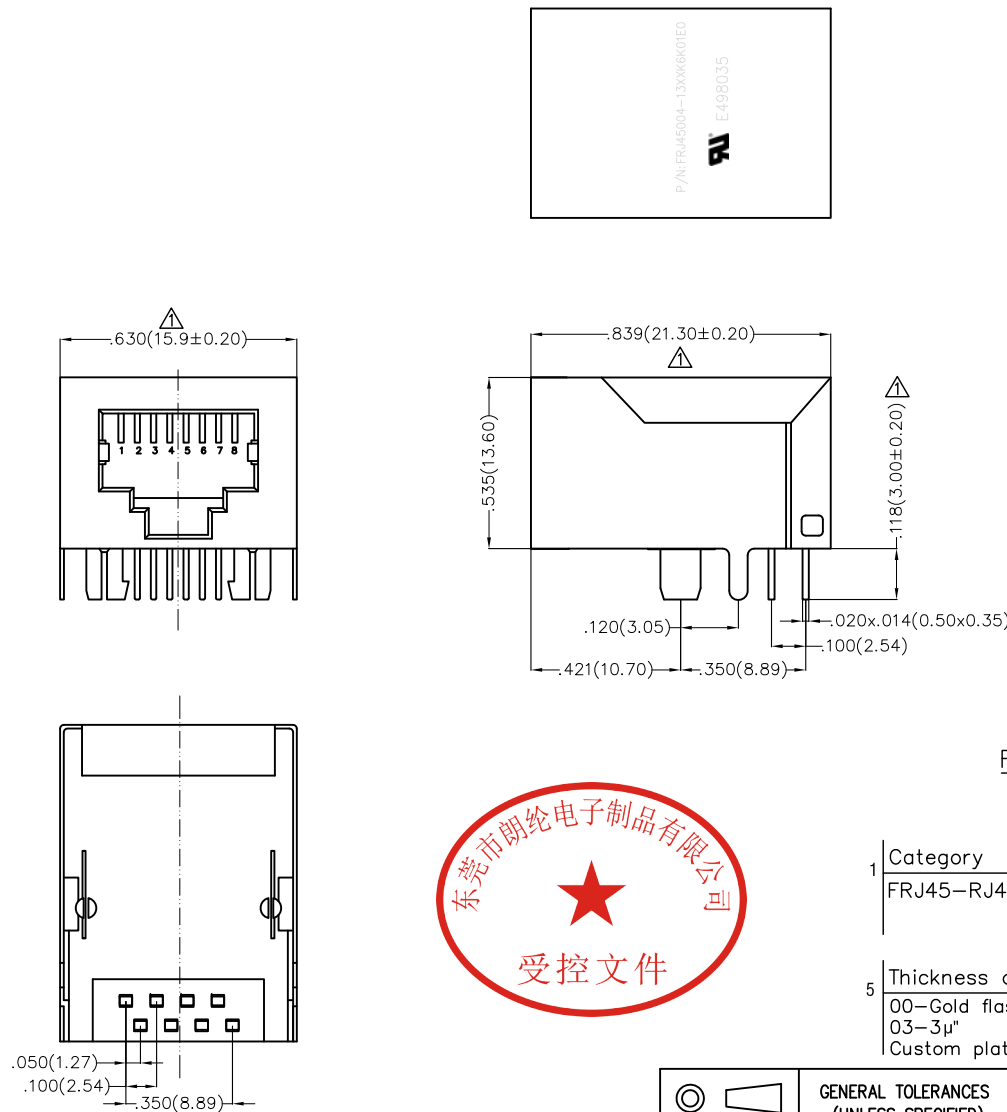


Recommended P.C.Board Layout

Ordering Information

FRJ45 004 — 1 3 XX K6 K 0 1 E 0
1 2 3 4 5 6 7 8 9

1	Category FRJ45—RJ45 Connector	2	Distinction No. 004	3	Ports options 1—1 Port	4	Plating 3—Selective gold in contact area, tin on tail		
5	Thickness of plating 00—Gold flash 03—3μ" Custom plate available	6	Color—Resin K6—Black	7	Packaging K—Tray	8	Contact type 1—Square pin	9	distinction type E—E type



 THIRD ANGLE PROJECTION	GENERAL TOLERANCES (UNLESS SPECIFIED)		APPROVE BY FRANK	DATE 18/JUN/13	PART NO. △ FRJ45004-13XXK6K01E0	ITEM NO. FRJ45004	 3K-KAMING
	X.X±.012(0.30)	X'.±5'	CHECKED BY CHERRY	DATE 18/JUN/13	TITLE RJ45 Connectors 8P8C 90°Angle	REV 1	
DESIGN UNITS Inch (metric)	X.X±.008(0.20)	.X'±2'	DRAWN BY KEVIN	DATE 18/JUN/13	THIS DRAWING CONTAINS INFORMATION THAT IS PROPRIETARY TO DONG GUAN LANG LUN(3K-KAMING) ELECTRONIC PRODUCTS CO.,LTD. AND SHOULD NOT BE USED WITHOUT WRITTEN PERMISSION		
SCALE 5:1	SIZE A4	X.XX±.006(0.15)					
		X.XXX±.004(0.10)					