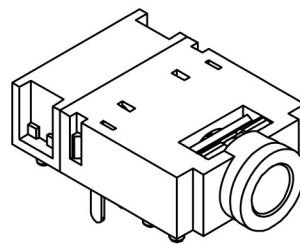
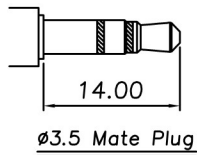
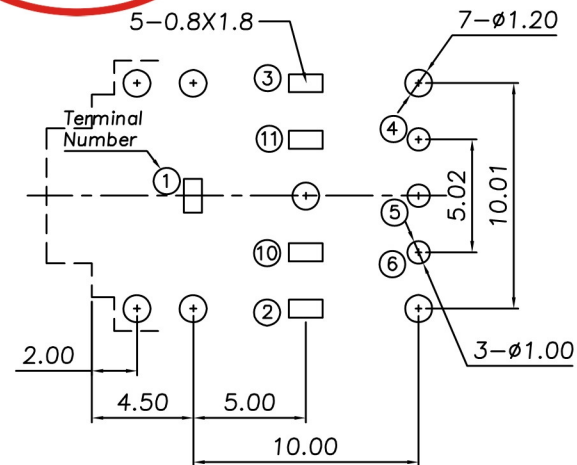


△				
△				
△				
△				
ZONE	REV	DESCRIPTION	DATE	APPD.



RoHS
Compatible

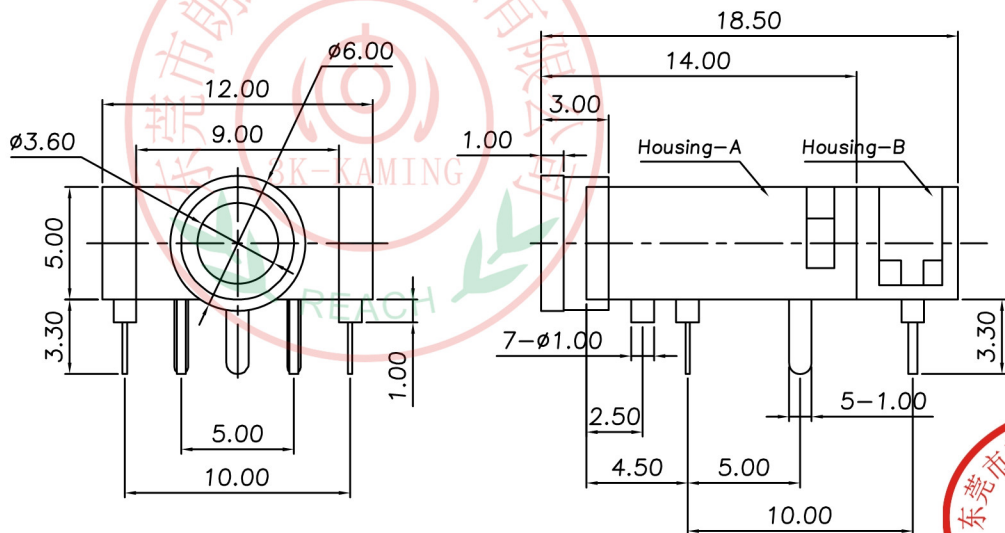
PCB Layout
(TOP View)



*Order Information:
PJ-351-12

Schematic

Model No.	PJ-3515-12	PJ-3514A-12	PJ-3514B-12	PJ-3513-12	PJ-3513A-12	PJ-3512-12
Schematic						



Specifications:

1. Rating : 12V DC, 1A
2. Contact resistance : 50mΩ Max.
3. Insulation resistance : 500VDC-100MΩ Min.
4. Withstand voltage : 500VAC-1minute
5. Insertion and extraction force : 0.3kgs-2.0kgs
6. Life cycle : 5,000 cycles Min.

12	Contact	Phosphor Bronze	1	Ag Clad
11	Bushing	Brass	1	Ni Plated
10	Terminal 4,5,6,7,8,9	Brass	1	Ag Plated
9	Terminal 11	Brass	1	Sn Plated
8	Terminal 10	Brass	1	Sn Plated
7	Terminal 3	Copper Alloy	1	Sn Plated
6	Terminal 2	Copper Alloy	1	Sn Plated
5	Terminal 1	Copper Alloy	1	Sn Plated
4	Pin Board	PA66	1	Black
3	Insulator	PA66	1	Black
2	Housing-B	PA66	1	Black
1	Housing-A	PA66	1	Black
No.	Part Name	Material	Q'ty	Finishing



东莞市朗纶电子制品有限公司
Dongguan langlun electronic products Co., Ltd

TEL: 86-0769-8212323 FAX: 86-0769-83536433

DESIGN	Will	SCALE			TOLERANCE UNLESS OTHERWISE STATED(mm)	PART NAME	PHONE JACK
DRAWING	Will	UNIT	mm		less than 10 ±0.2	PART NO	PJ-351-12 SERIES
CHECK	Will	SIZE	A4: 210*297		10~30 ±0.3	DRAWING NO	
APPROVAL	Eric	VERSION	01		30~100 ±0.5	DATE	2012/12/21
					ANGIE ±2'		