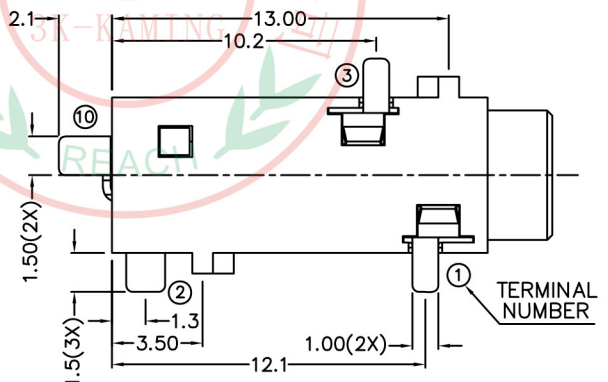
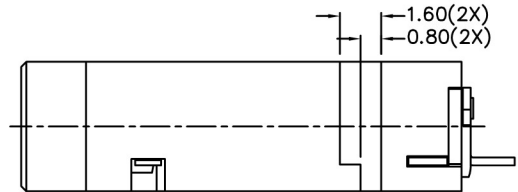
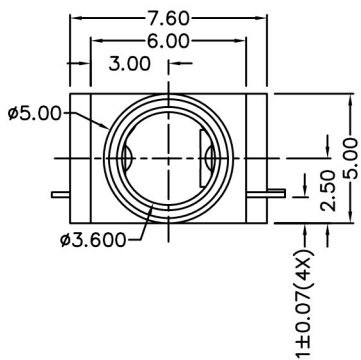
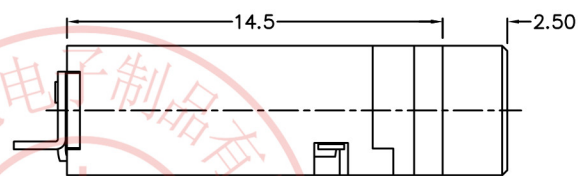
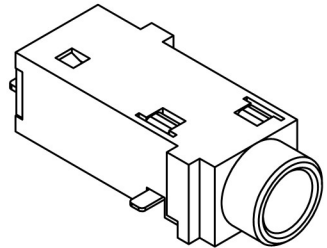


△				
△				
△				
△				
ZONE	REV	DESCRIPTION	DATE	APPD.

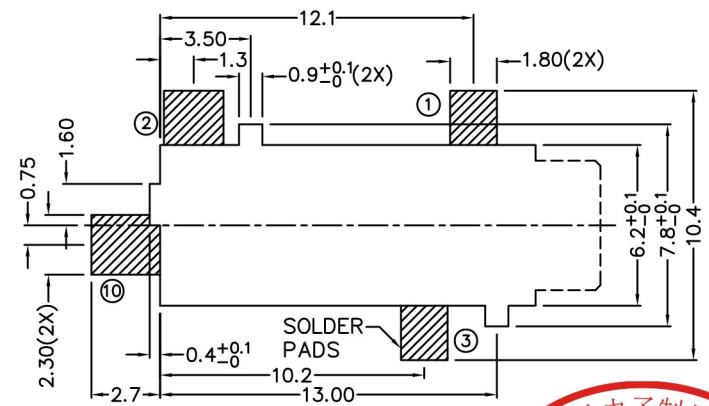
RoHS
Compatible



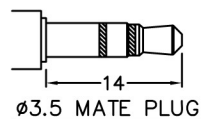
FOR EXTRA SLIM APPLICATION



*** MATERIAL**
 TERMINAL 1 : COPPER ALLOY
 TERMINAL 2 : COPPER ALLOY
 TERMINAL 3 : COPPER ALLOY
 TERMINAL 10: BRASS
 HOUSING : PA6T
 COVER : PA6T



RECOMMENDED
SOLDER PAD LAYOUT



MODEL NO.	PJ-3804D	PJ-3803D	PJ-3803AD
SCHEMATIC			



3K-KAMING 东莞市朗纶电子制品有限公司
Dongguan langlun electronic products Co., Ltd

DESIGN	Will	SCALE		
DRAWING	Will	UNIT	mm	
CHECK	Will	SIZE	A4: 210*297	
APPROVAL	Eric	VERSION	01	

TOLERANCE UNLESS OTHERWISE STATED(mm)
less than 10 — ±0.2
10~30 — ±0.3
30~100 — ±0.5
ANGLE — ±2°

PART NAME	PHONE JACK
PART NO	PJ-380D SERIES
DRAWING NO	
DATE	2009/11/25

TEL: 86-0769-82123233 FAX: 86-0769-83536433