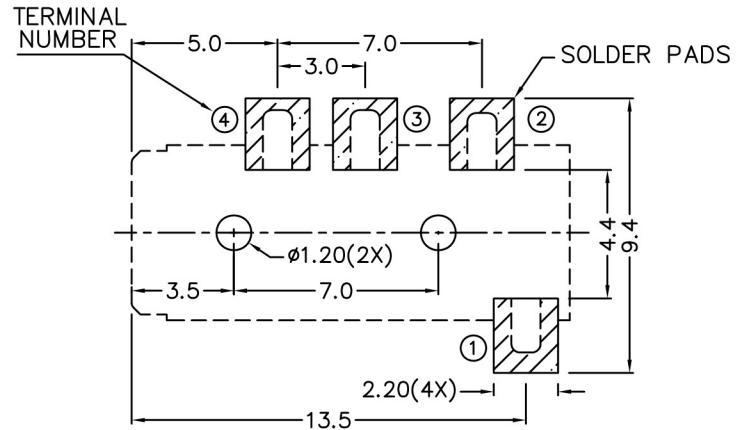
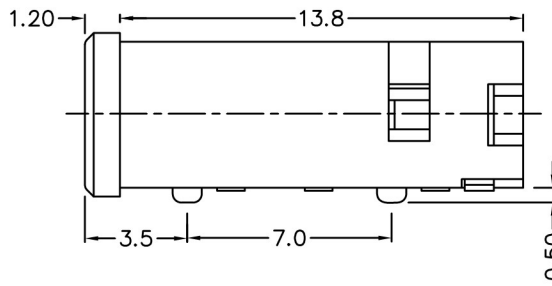
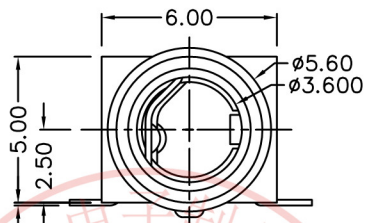
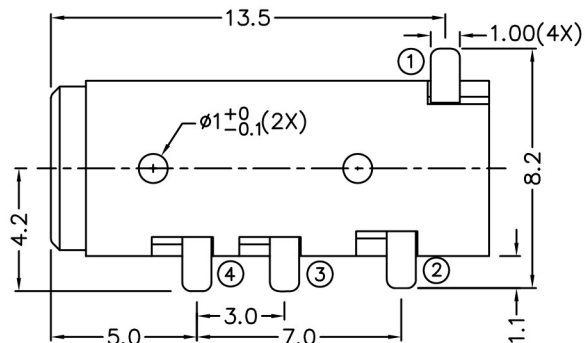



△				
△				
△				
△				
ZONE	REV	DESCRIPTION	DATE	APPD.

RoHS
Compatible

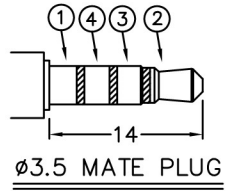


RECOMMENDED
SOLDER PAD LAYOUT



* MATERIAL

- TERMINAL 1 : COPPER ALLOY
- TERMINAL 2 : COPPER ALLOY
- TERMINAL 3 : COPPER ALLOY
- TERMINAL 4 : COPPER ALLOY
- HOUSING : PA6T



MODEL NO.	PJ-3714	PJ-3713	PJ-3713B
SCHEMATIC			



3K-KAMING 东莞市朗纶电子制品有限公司
Dongguan langlun electronic products Co., Ltd
TEL: 86-0769-82123233 FAX: 86-0769-83536433

DESIGN	Will	SCALE		
DRAWING	Will	UNIT	mm	
CHECK	Will	SIZE	A4: 210*297	
APPROVAL	Eric	VERSION	01	

TOLERANCE UNLESS OTHERWISE STATED(mm)	PART NAME	PHONE JACK
less than 10 ±0.2	PART NO	PJ-371 SERIES
10~30 ±0.3	DRAWING NO	
30~100 ±0.5	DATE	2009/11/24
ANGLE ±2'		