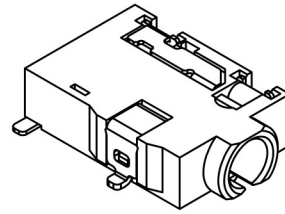
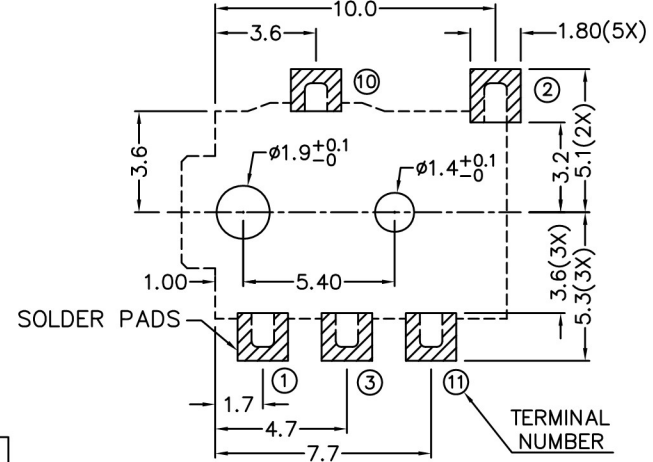
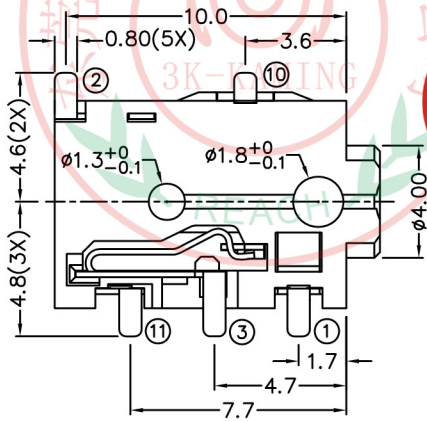
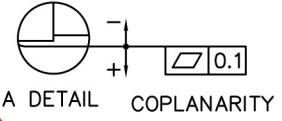
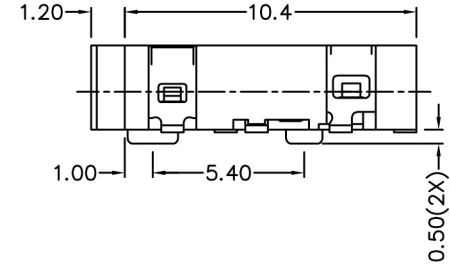
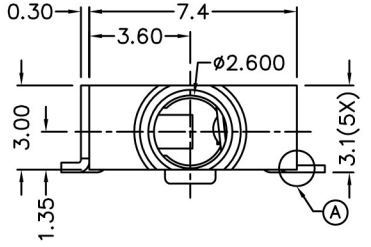
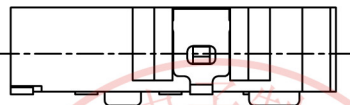


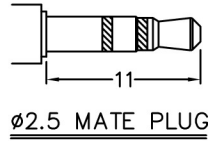
**RoHS**  
Compatible



▲				
▲				
▲				
▲				
ZONE	REV	DESCRIPTION	DATE	APPD.



**\* MATERIAL**  
 TERMINAL 1 : COPPER ALLOY  
 TERMINAL 2 : COPPER ALLOY  
 TERMINAL 3 : COPPER ALLOY  
 TERMINAL 10 : BRASS  
 TERMINAL 11 : COPPER ALLOY  
 HOUSING : PA6T



MODEL NO.	PJ-2665	PJ-2664A	PJ-2663	PJ-2663A
SCHEMATIC				

RECOMMENDED  
SOLDER PAD LAYOUT  
(TOP VIEW)

**3K-KAMING** 东莞市朗纶电子制品有限公司  
 Dongguan langlun electronic products Co., Ltd  
 TEL: 86-0769-82123233 FAX: 86-0769-83536433

DESIGN	Will	SCALE		
DRAWING	Will	UNIT	mm	
CHECK	Will	SIZE	A4: 210*297	
APPROVAL	Eric	VERSION	01	

TOLERANCE UNLESS OTHERWISE STATED(mm)	PART NAME	PHONE JACK
less than 10 — ±0.2	PART NO	PJ-266 SERIES
10~30 — ±0.3	DRAWING NO	
30~100 — ±0.5	DATE	2010/08/19
ANGLE — ±2°		