REV	LOCATIONS	DESCRIPTION	DATE	REVISER	APPD
1	1	Size changes	13/APR/20	KATE	CHERRY

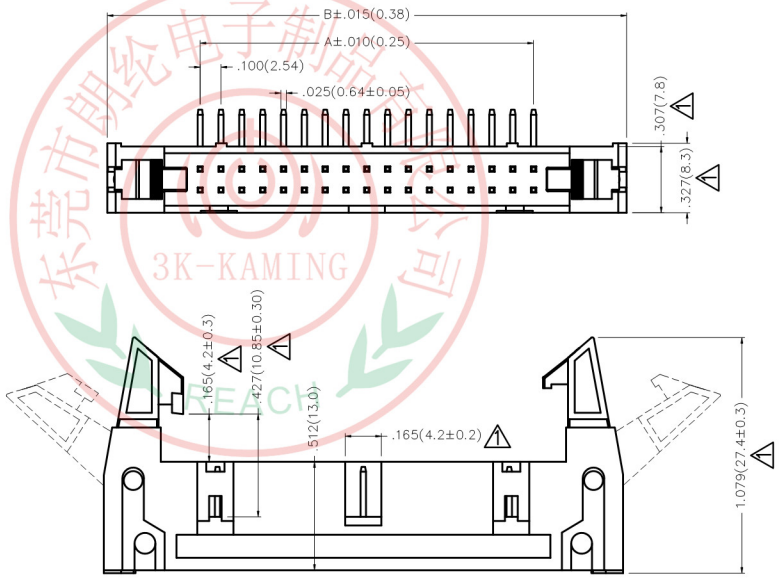

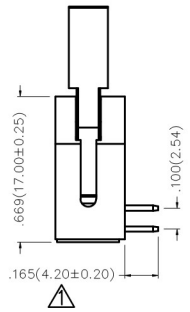

Electrical
- Current Rating: 3.0A AC(rms)/DC
- Voltage Rating: 250V AC(rms)/DC
- Contact Resistance: 20 mΩ Max
- Insulation Resistance: 1000 MΩ MIN
- Withstanding Voltage: 500V AC r.m.s
- Temperature Range–Operating: –40°C~+105°C

Material and Plating
- Housing: Polyester (UL94V–0)
- Contact Pin: Brass
- Plating: Gold Plated/Selective gold in contact area, tin on tail

Ordering Information

FBH	254	14	—	D	XX	B	X	XX	X	K6	K
1	2	3		4	5	6	7	8	9	10	11

1	Category	2	Series Number	3	Distinction No.	4	Row Option	5	Circuits	6	Entry Angle
	FBH–Box Header		254–Pitch2.54mm		14		D–Double Row		XX		B–90° Angle

7	Plating	8	Thickness of Plating	9	Material–Resin	10	Color–Resin	11	Packaging		
	1–Gold Plated 3–Selective gold in contact area, tin on tail		00–Gold Flash 05–5μ" Custom plate available		1–PBT 4–PA9T		K6–Black		K–Tray		

Circuits (n)	Part No.	Dimensions(in/mm) A	Dimensions(in/mm) B
6	FBH25414–D06BXXXXK6K	.200(5.08)	1.056(26.82)
8	FBH25414–D08BXXXXK6K	.300(7.62)	1.156(29.36)
10	FBH25414–D10BXXXXK6K	.400(10.16)	1.256(31.90)
12	FBH25414–D12BXXXXK6K	.500(12.70)	1.356(34.44)
14	FBH25414–D14BXXXXK6K	.600(15.24)	1.456(36.98)
16	FBH25414–D16BXXXXK6K	.700(17.78)	1.556(39.52)
18	FBH25414–D18BXXXXK6K	.800(20.32)	1.656(42.06)
20	FBH25414–D20BXXXXK6K	.900(22.86)	1.756(44.60)

Circuits (n)	Part No.	Dimensions(in/mm) A	Dimensions(in/mm) B
24	FBH25414–D24BXXXXK6K	1.100(27.94)	1.956(49.68)
26	FBH25414–D26BXXXXK6K	1.200(30.48)	2.055(52.22)
30	FBH25414–D30BXXXXK6K	1.400(35.56)	2.256(57.30)
34	FBH25414–D34BXXXXK6K	1.600(40.64)	2.456(62.38)
40	FBH25414–D40BXXXXK6K	1.900(48.26)	2.756(70.00)
50	FBH25414–D50BXXXXK6K	2.400(60.96)	3.256(82.70)
60	FBH25414–D60BXXXXK6K	2.900(73.66)	3.756(95.40)
64	FBH25414–D64BXXXXK6K	3.100(78.74)	3.956(100.48)

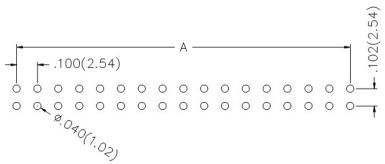

Recommended P.C.Board Layout

THIRD ANGLE PROJECTION

DESIGN UNITS Inch (metric)

SCALE 5:1 | SIZE A4

GENERAL TOLERANCES (UNLESS SPECIFIED)	
X.±.012(0.30)	X.°±5°
X.X±.008(0.20)	.X°±2°
X.XX±.006(0.15)	.XX°±1°
X.XXX±.004(0.10)	.XXX°±0.5°

APPROVE BY	FRANK	DATE	19/JUL/13
CHECKED BY	CHERRY	DATE	19/JUL/13
DRAWN BY	JACOB	DATE	19/JUL/13

PART NO. FBH25414–DXXBXXXXK6K

ITEM NO. FBH25414

TITLE Wire to Board(Box Header) Pitch 2.54mm 90° Angle(DIP)

3K–KAMING

REV 1

SHEET NO. 1/1

THIS DRAWNG CONTAINS INFORMATION THAT IS PROPRIETARY TO DONG GUAN LANG LUN(3K–KAMING) ELECTRONIC PRODUCTS CO.,LTD. AND SHOULD NOT BE USED WITHOUT WRITTEN PERMISSION

东莞市朗纶电子制品有限公司 工程部
东莞市朗纶电子制品有限公司 受控文件
东莞市朗纶电子制品有限公司 3K-KAMING