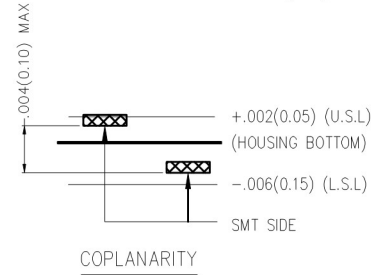
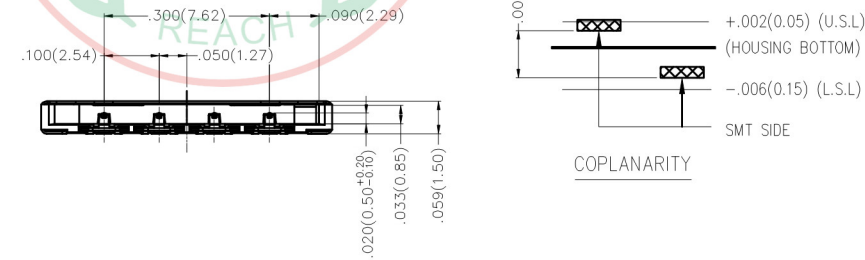
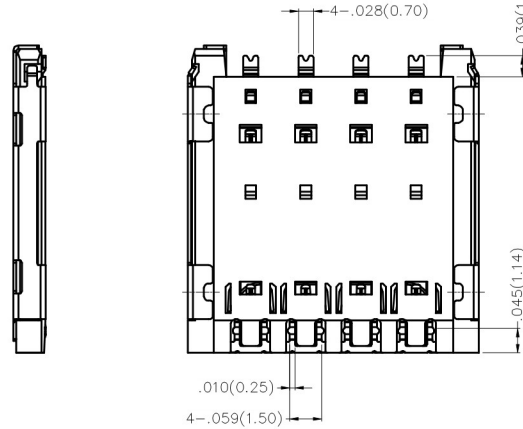
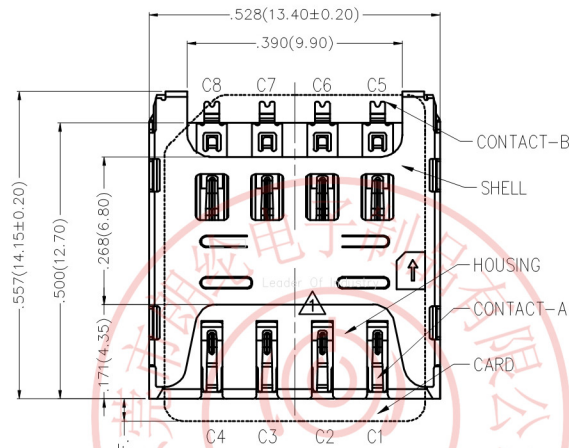


REV	LOCATIONS	DESCRIPTION	DATE	REVISER	APPD
1	△	Add the "TXGA" logo	30/OCT/18	KATE	ANDY

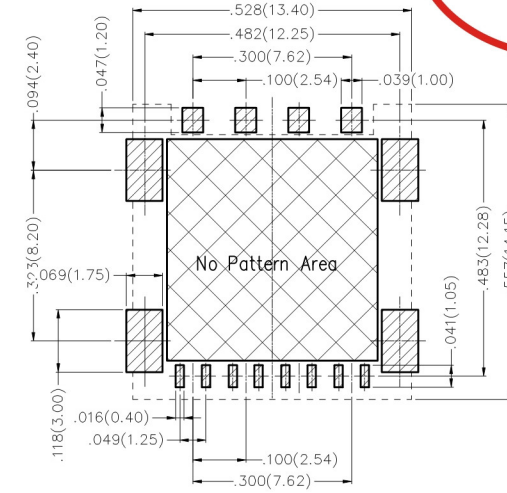


Electrical

Current Rating: 1A AC(rms)/DC
Voltage Rating: 12V AC(rms)/DC
Contact Resistance: 60 mΩ Max
Insulation Resistance: 1000 MΩ MIN
Withstanding Voltage: 500V AC r.m.s
Temperature Range—Operating: -25°C~+70°C

Material and Plating

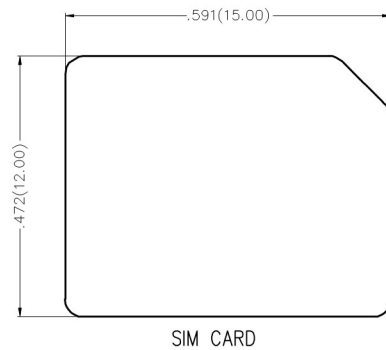
Housing: Thermoplastic(UL 94V-0)
Contact Pin: Phosphor Bronze
Plating: Gold Plated
Shell: Stainless Steel



Recommended P.C.Board Layout



PIN NO.	DESCRIPTION
C1	VCC(SUPPLY VOLTAGE)
C2	RST(RESET SIGNAL)
C3	CLK(CLOCK SIGNAL)
C4	RESERVED
C5	GND
C6	VPP(VARIABLE SUPPLY VOLTAGE)
C7	I/O(DATA INPUT/OUTPUT)
C8	RESERVED



 THIRD ANGLE PROJECTION DESIGN UNITS Inch (metric) SCALE 5:1 SIZE A4	GENERAL TOLERANCES (UNLESS SPECIFIED)		APPROVE BY FRANK	DATE 28/JUN/13	PART NO. FCD526-7M	ITEM NO. FCD526	 3K-KAMING	
	X.±.012(0.30)	X'.±5'	CHECKED BY CHERRY	DATE 28/JUN/13	TITLE SIM card connector(H:1.5mm)			REV 1
	X.XX±.008(0.20)	.X'±2'	DRAWN BY KATE	DATE 28/JUN/13	THIS DRAWING CONTAINS INFORMATION THAT IS PROPRIETARY TO DONG GUAN LANG LUN(3K-KAMING) ELECTRONIC PRODUCTS CO.,LTD. AND SHOULD NOT BE USED WITHOUT WRITTEN PERMISSION			
	X.XX±.006(0.15)	.XX'±1'						
	X.XXX±.004(0.10)	.XXX'±0.5'						