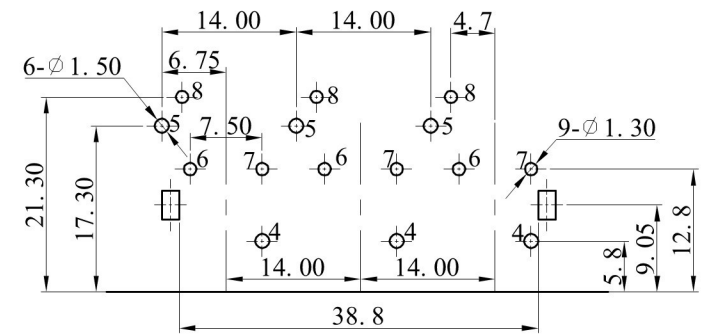
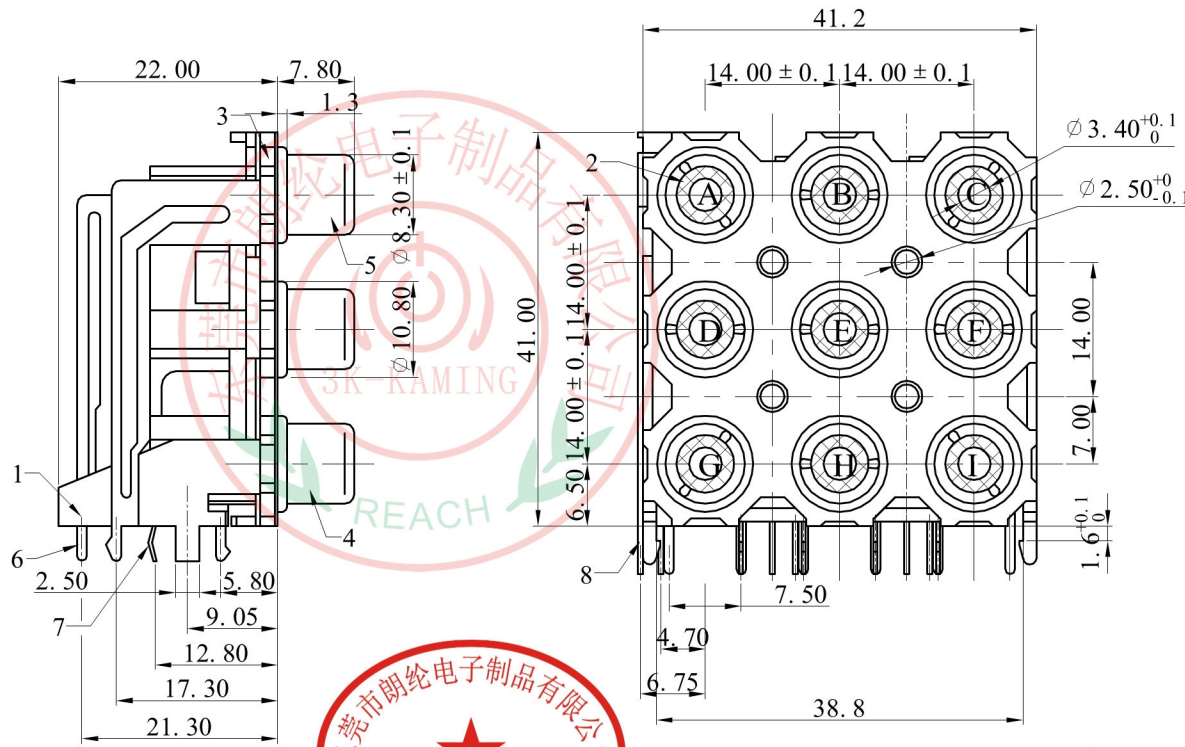


NO.	PART CLR	BY	DATE
REV SI CNS			

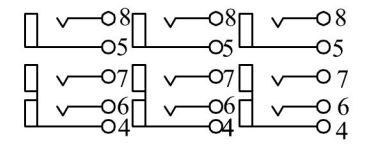


PCB
TOP VIEW



9	COVER- P	H65-0.3Y	1	Cu- Sn PLATED
8	TERMINAL- C	H65-0.4Y	3	Cu- Sn PLATED
7	TERMINAL- B	H65-0.4Y	3	Cu- Sn PLATED
6	TERMINAL- A	H65-0.4Y	3	Cu- Sn PLATED
5	SOCKET- B	H65-0.4M	3	Cu- Sn PLATED
4	SOCKET- A	H65-0.4M	3	Cu- Sn PLATED
3	COVER	ABS- 757(V I R G I N)	3	BLACK
2	WASHER	ABS- 757(V I R G I N)	9	
1	HOUSE	ABS- 757(V I R G I N)	1	BLACK
NO.	PART NAME	MATERIAL	QTY	FINISHING

CODE	A	B	C
COLOR	BLACK	BLACK	RED
CODE	D	E	F
COLOR	BLACK	BLACK	BLUE
CODE	G	G	G
COLOR	RED	WHITE	GREEN



SCHEMATIC C

MODEL NO : RCA-913P	TOLERANCE: ± 0.2	DRAWN BY:
TYPE : RCA PIN JACK BOARD	UNIT: mm	CHECKED BY:
DRAWING NO :	SCALE: NO SCALE	APPROVED BY: