



REV	LOCATIONS	DESCRIPTION	DATE	REVISER	APPD
1	△	Update version	26/Apr/16	KATE	FRANK
2	△	Dimensions change	17/Apr/19	KATE	FRANK

Electrical

Current Rating: 3.0A AC(rms)/DC
 Voltage Rating: 250V AC(rms)/DC
 Contact Resistance: 20 mΩ Max
 Insulation Resistance: 1000 MΩ MIN
 Withstanding Voltage: 500V AC r.m.s
 Temperature Range—Operating: -40°C~+105°C

Material and Plating

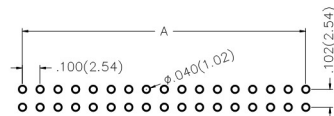
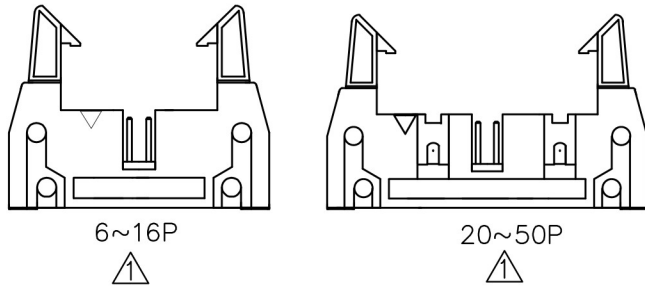
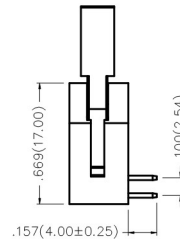
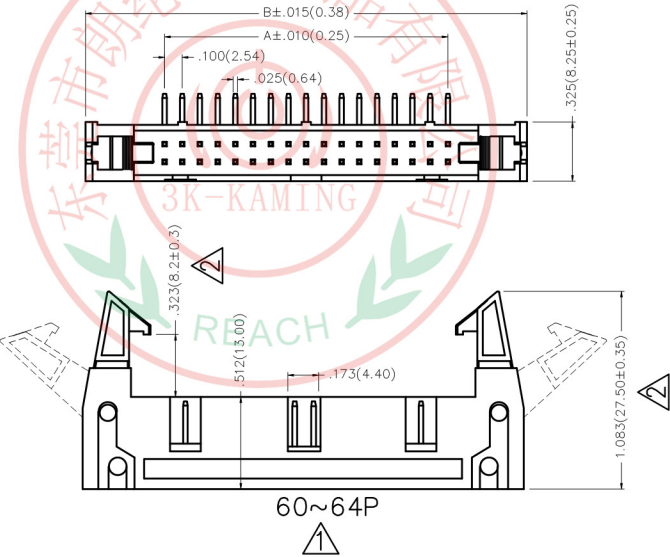
Housing: Polyester (UL94V-0)
 Contact Pin: Brass
 Plating: Gold Plated/Selective gold in contact area, tin on tail



Ordering Information

FBH 254 05 — D XX B X XX X K6 K
 1 2 3 4 5 6 7 8 9 10 11

1	Category FBH—Box Header	2	Series Number 254—Pitch 2.54mm	3	Distinction No. 05	4	Row Option D—Double Row	5	Circuits XX	6	Entry Angle B—90° Angle
7	Plating 1—Gold Plated 3—Selective gold in contact area, tin on tail	8	Thickness of Plating 00—Gold Flash 05—5μ" Custom plate available	9	Material—Resin 1—PBT 4—PA6T	10	Color—Resin K6—Black	11	Packaging K—Tray		



Recommended P.C.Board Layout

Circuits (n)	Part No.	Dimensions(in/mm)		Circuits (n)	Part No.	Dimensions(in/mm)	
		A	B			A	B
6	FBH25405-D06BXXXXK6K	.200(5.08)	1.056(26.82)	24	FBH25405-D24BXXXXK6K	1.100(27.94)	1.956(49.68)
8	FBH25405-D08BXXXXK6K	.300(7.62)	1.156(29.36)	26	FBH25405-D26BXXXXK6K	1.200(30.48)	2.055(52.22)
10	FBH25405-D10BXXXXK6K	.400(10.16)	1.256(31.90)	30	FBH25405-D30BXXXXK6K	1.400(35.56)	2.256(57.30)
12	FBH25405-D12BXXXXK6K	.500(12.70)	1.356(34.44)	34	FBH25405-D34BXXXXK6K	1.600(40.64)	2.456(62.38)
14	FBH25405-D14BXXXXK6K	.600(15.24)	1.456(36.98)	40	FBH25405-D40BXXXXK6K	1.900(48.26)	2.756(70.00)
16	FBH25405-D16BXXXXK6K	.700(17.78)	1.556(39.52)	50	FBH25405-D50BXXXXK6K	2.400(60.96)	3.256(82.70)
18	FBH25405-D18BXXXXK6K	.800(20.32)	1.656(42.06)	60	FBH25405-D60BXXXXK6K	2.900(73.66)	3.756(95.40)
20	FBH25405-D20BXXXXK6K	.900(22.86)	1.756(44.60)	64	FBH25405-D64BXXXXK6K	3.100(78.74)	3.956(100.48)

THIRD ANGLE PROJECTION	GENERAL TOLERANCES (UNLESS SPECIFIED)		APPROVE BY	DATE	PART NO.	ITEM NO.	
	X.±.012(0.30)	X.±5'	FRANK	19/JUL/13			
DESIGN UNITS Inch (metric)	X.X±.008(0.20)	.X'±2'	CHECKED BY	DATE	TITLE	REV 2	SHEET NO. 1/1
	X.XX±.006(0.15)	.XX'±1'	CHERRY	19/JUL/13			
SCALE	SIZE	X.XXX±.004(0.10)	.XXX'±0.5'	DRAWN BY	DATE	THIS DRAWING CONTAINS INFORMATION THAT IS PROPRIETARY TO DONG GUAN LANG LUN(3K-KAMING) ELECTRONIC PRODUCTS CO.,LTD. AND SHOULD NOT BE USED WITHOUT WRITTEN PERMISSION	
5:1	A4			JACOB	19/JUL/13		